

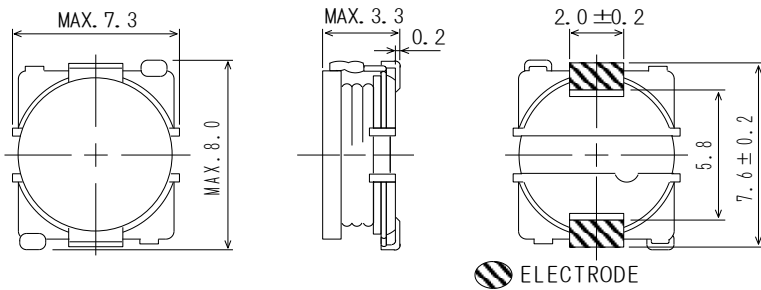
SMD Power Inductor CDH73



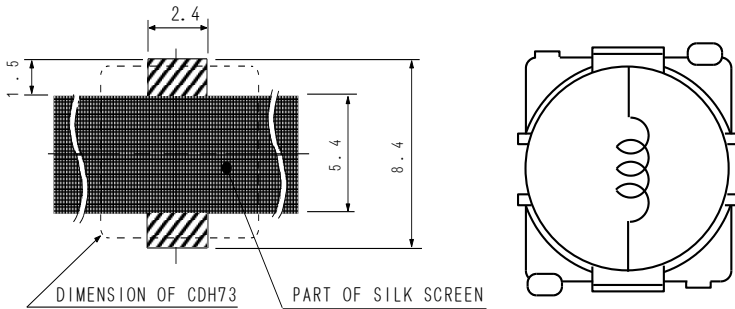
Description

- Ferrite drum core construction.
- Magnetically unshielded.
- L × W × H: 8.0 × 7.3 × 3.3 mm Max.
- Product weight: 0.45g(Ref.)
- Moisture Sensitivity Level: 1
- RoHS compliance.

Dimension - [mm]



Land pattern and Schematics - [mm]



Environmental Data

- Operating temperature range: -40°C ~ +100°C (including coil's self temperature rise)
- Storage temperature range: -40°C ~ +100°C
- Solder reflow temperature: 260 °C peak.

Packaging

- Carrier tape and reel packaging.
- 13.0" diameter reel
- 1000pcs per reel

Applications

- Ideally used in PDA, DVD, HDD, DVC, Game machine, Notebook PC, etc as DC-DC converter inductor.



Electrical Characteristics

Part Name	Stamp	Inductance (μH) [within] ※1	D.C.R.(Ω) Max. (Typ.) (at 20°C)	Rated Current (A) ※2
CDH73NP-100MC	100	10 \pm 20%	77m (59m)	1.20
CDH73NP-120MC	120	12 \pm 20%	92m (71m)	1.05
CDH73NP-150LC	150	15 \pm 15%	0.11(87m)	1.00
CDH73NP-180LC	180	18 \pm 15%	0.13(0.10)	0.90
CDH73NP-220LC	220	22 \pm 15%	0.18(0.14)	0.81
CDH73NP-270LC	270	27 \pm 15%	0.21(0.16)	0.75
CDH73NP-330KC	330	33 \pm 10%	0.24(0.19)	0.66
CDH73NP-390KC	390	39 \pm 10%	0.28(0.21)	0.59
CDH73NP-470KC	470	47 \pm 10%	0.35(0.27)	0.56
CDH73NP-560KC	560	56 \pm 10%	0.40(0.31)	0.51
CDH73NP-680KC	680	68 \pm 10%	0.51(0.39)	0.47
CDH73NP-820KC	820	82 \pm 10%	0.60(0.46)	0.41
CDH73NP-101KC	101	100 \pm 10%	0.70(0.54)	0.37
CDH73NP-121KC	121	120 \pm 10%	0.89(0.69)	0.35
CDH73NP-151KC	151	150 \pm 10%	1.04(0.80)	0.31
CDH73NP-181KC	181	180 \pm 10%	1.22(0.94)	0.28
CDH73NP-221KC	221	220 \pm 10%	1.63(1.30)	0.26

※1. Inductance measuring condition : at 1kHz

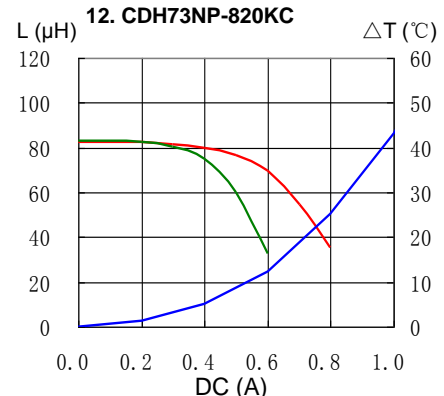
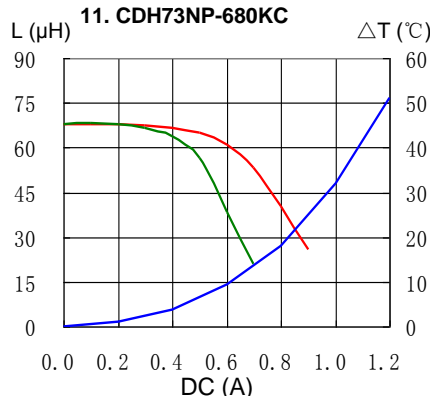
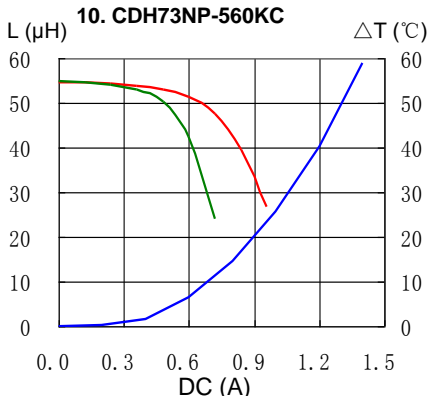
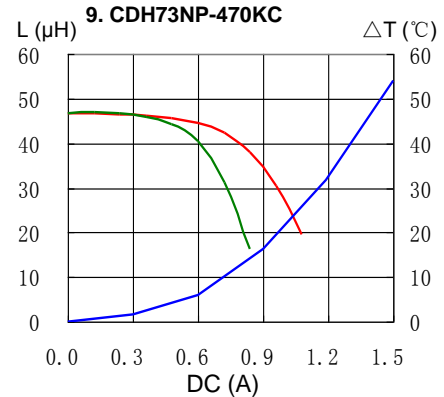
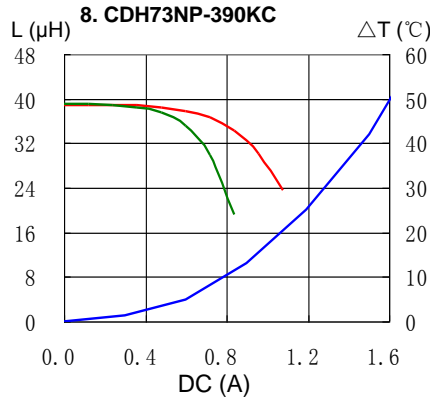
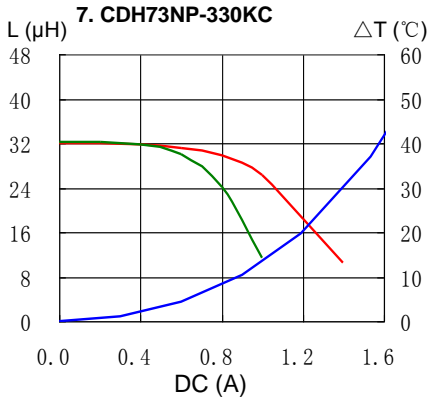
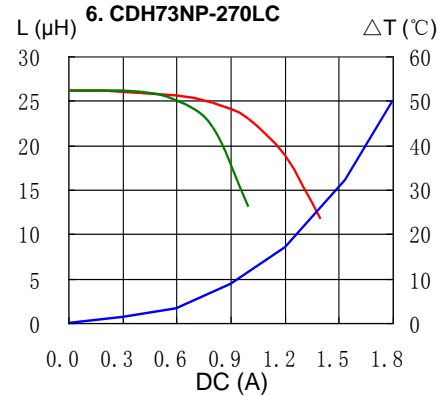
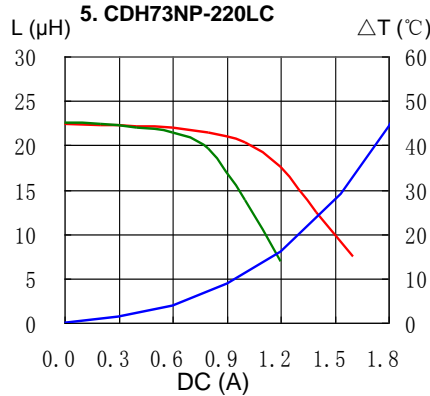
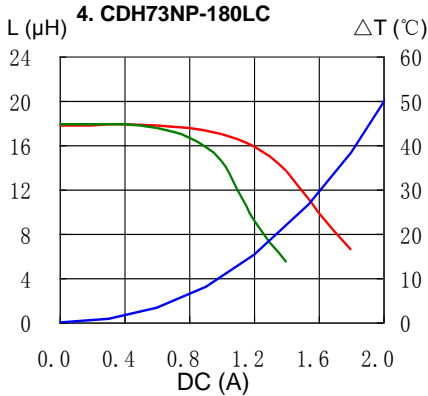
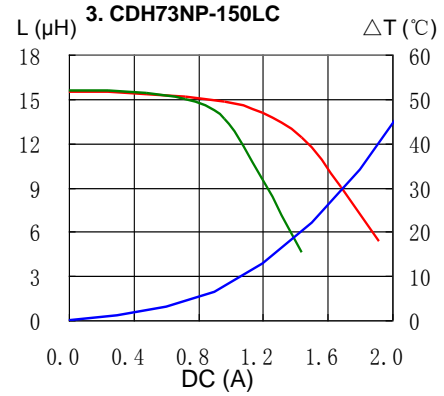
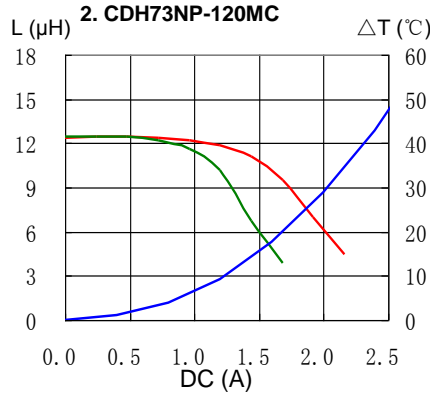
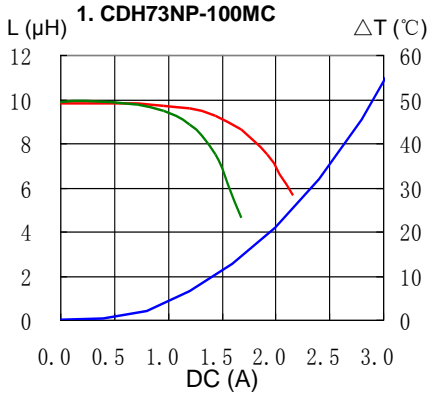
※2. Rated current: The DC current at which the inductance decreases to 90% of it's initial value or when $\Delta t=40^\circ\text{C}$, whichever is lower ($T_a=20^\circ\text{C}$).

SMD Power Inductor CDH73



Saturation Current & Temperature Rise Graph

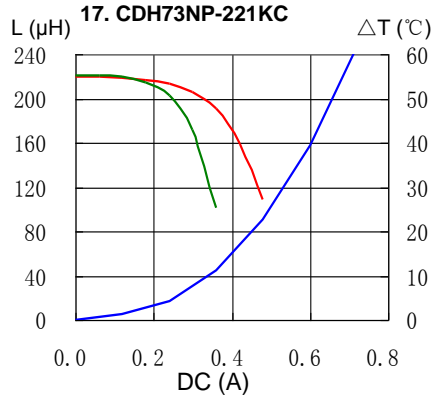
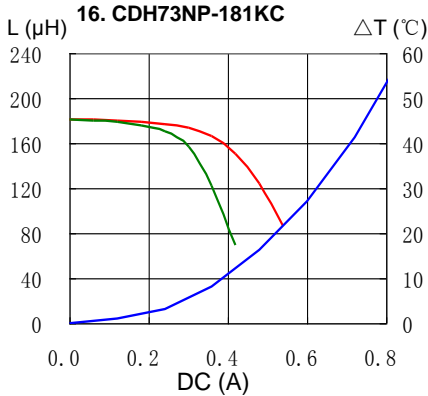
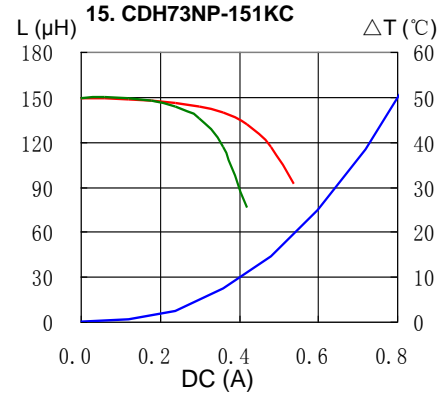
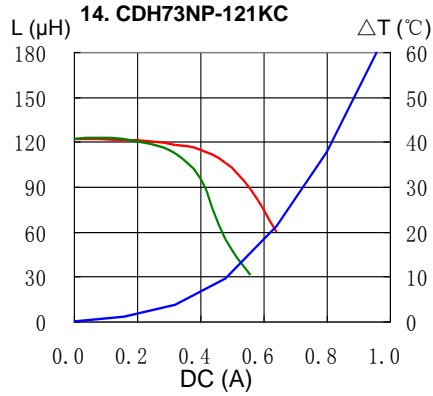
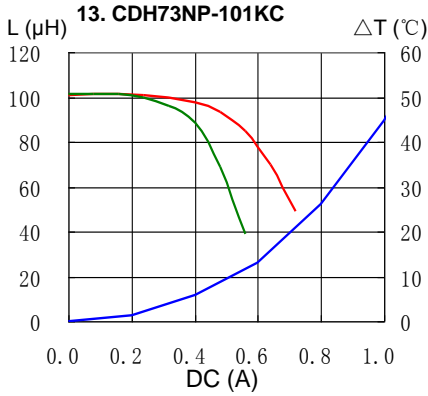
— L (20°C) — L (100°C) — ΔT






Saturation Current & Temperature Rise Graph

— L (20°C) — L (100°C) — ΔT

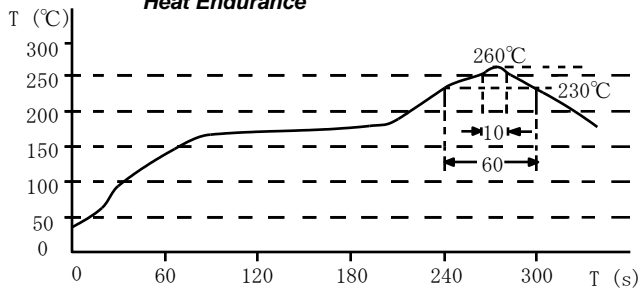


SMD Power Inductor CDH73

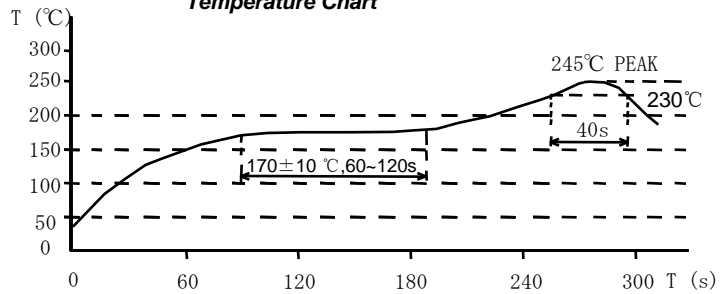


Solder Reflow Condition

Heat Endurance



Temperature Chart



Please refer to the sales offices on our website - <http://www.sumida.com>

Hong Kong

Tel.+852-2880-6781
FAX.+852-2565-9600
sales@hk.sumida.com

Saitama(Japan)

Tel.+81-48-691-7300
FAX.+81-48-691-7340
sales@jp.sumida.com

Chicago

Tel.+1-847-545-6700
FAX. +1-847-545-6720
sales@us.sumida.com

Shanghai

Tel.+86-21-5836-3299
FAX.+86-21-5836-3266
shanghai.sales@cn.sumida.com

Seoul

Tel.+82-2-6237-0777
FAX.+82-2-6237-0778
sales@kr.sumida.com

Obernzell

Tel.+49-8591-937-0
FAX. +49-8591-937-103
contact@eu.sumida.com

Shenzhen

Tel.+86-755-8291-0228
FAX.+86-755-8291-0338
shenzhen.sales@cn.sumida.com

Singapore

Tel.+65-6296-3388
FAX.+65-6841-4426
sales@sg.sumida.com

Neumarkt

Tel.+49-9181-4509-110
FAX. +49-9181-4509-310
infocomp@eu.sumida.com

Taipei

Tel.+886-2-8751-2737
FAX.+886-2-8751-2738
sales@tw.sumida.com

San Jose

Tel.+1-408-321-9660
FAX.+1-408-321-9308
sales@us.sumida.com