


How To Make

Polymer plastic materials, production of special robot


We can look at the complex centipede if the robot is made of how to make:



Should first polymer material placed inside plastic containers, glass containers, plastic containers, steel containers can be, it is best to use cheap plastic containers, so as to avoid washing the remaining good material, while plastic containers like discarded if so, nor the loss What:




65~90° Add 65 ~ 90 ° C hot water mixing



Granular polymer materials can be seen slowly melt into a liquid




Do not add too much water, stir well to become the state diagram, they can be the next step



Preferred glass can be used to forming / shaping




The melt to a liquid-like polymer materials, fell on the glass plate, as shown:




In the polymer material pressure on another piece of glass, and confirmed that two glass panels are parallel,


And unformed the thickness of the polymer material thickness you want, when sent for heavy pressure on it, the more secure a few:




2 ~ 3 hours later, remove the top of the weight (just take the box below), can be observed forming polymer materials are:



Can be seen in the shape of polymer materials have been:




6 ~ 12 hours later, you can see the real forming polymer materials have been:




At this time can be recruited Jiedao cut into the profile you want to




Fold for the shape you want




Re-feeding



Wait Forming




Bending again




Re-feeding




Shown



Long enough, you can cut the







Did not survey the place, you can use iron to amend or beautification




Chunks of like other forms, the first stroke with the whiteboard diagram




Paint finish



Final product displayed: Otani centipede robot



Obstacle-based vehicles into robots




Mouse



www.letsmakerobots.com (Gareth)

Robots



Robot Fish

