

## Silicon Power Schottky Diode

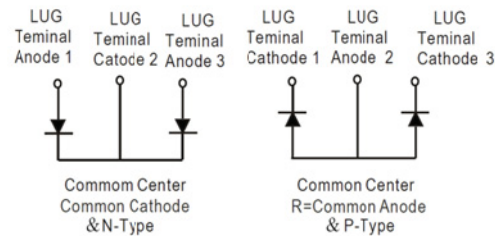
$V_{RRM} = 150\text{ V} - 200\text{ V}$

$I_{F(AV)} = 400\text{ A}$

### Features

- High Surge Capability
- Types from 150 V to 200 V  $V_{RRM}$
- Isolation Type Package
- Electrically Isolated Base Plate
- Not ESD Sensitive

### Three Tower Package



### Maximum ratings, at $T_j = 25\text{ }^\circ\text{C}$ , unless otherwise specified ("R" devices have leads reversed)

| Parameter                       | Symbol    | Conditions | MBRT400150(R) | MBRT400200(R) | Unit             |
|---------------------------------|-----------|------------|---------------|---------------|------------------|
| Repetitive peak reverse voltage | $V_{RRM}$ |            | 150           | 200           | V                |
| RMS reverse voltage             | $V_{RMS}$ |            | 106           | 141           | V                |
| DC blocking voltage             | $V_{DC}$  |            | 150           | 200           | V                |
| Operating temperature           | $T_j$     |            | -55 to 150    | -55 to 150    | $^\circ\text{C}$ |
| Storage temperature             | $T_{stg}$ |            | -55 to 150    | -55 to 150    | $^\circ\text{C}$ |

### Electrical characteristics, at $T_j = 25\text{ }^\circ\text{C}$ , unless otherwise specified

| Parameter  | Symbol      | Conditions   | MBRT400150(R) | MBRT400200(R) | Unit |
|--|-------------|--|---------------|---------------|------|
| Average forward current (per pkg)  | $I_{F(AV)}$ | $T_C = 125\text{ }^\circ\text{C}$  | 400           | 400           | A    |
| Peak forward surge current (per leg)   | $I_{FSM}$   | $t_p = 8.3\text{ ms}$ , half sine  | 3000          | 3000          | A    |
| Maximum instantaneous forward voltage (per leg)                              | $V_F$       | $I_{FM} = 200\text{ A}$ , $T_j = 25\text{ }^\circ\text{C}$   | 0.88          | 0.92          | V    |
| Maximum instantaneous reverse current at rated DC blocking voltage (per leg) | $I_R$       | $T_j = 25\text{ }^\circ\text{C}$<br>$T_j = 100\text{ }^\circ\text{C}$<br>$T_j = 150\text{ }^\circ\text{C}$ | 1<br>10<br>50 | 1<br>10<br>50 | mA   |

### Thermal characteristics

|   |                 |  |      |      |                    |
|---|-----------------|--|------|------|--------------------|
| Thermal resistance, junction-case (per leg) | $R_{\theta JC}$ |  | 0.35 | 0.35 | $^\circ\text{C/W}$ |
|---|-----------------|--|------|------|--------------------|

Figure.1-Typical Forward Characteristics

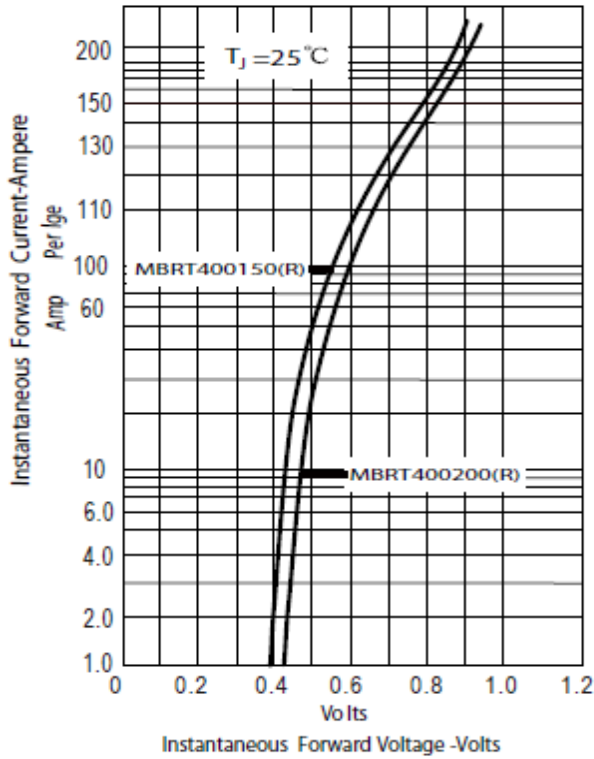


Figure.2-Forward Derating Curve

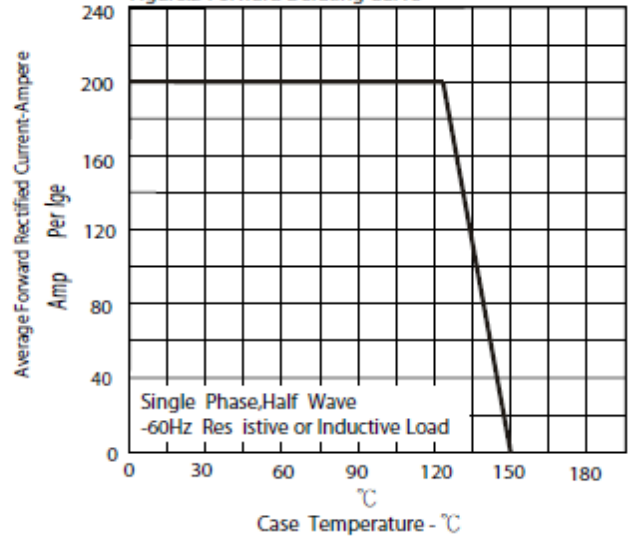


Figure.3-Peak Forward Surge Current

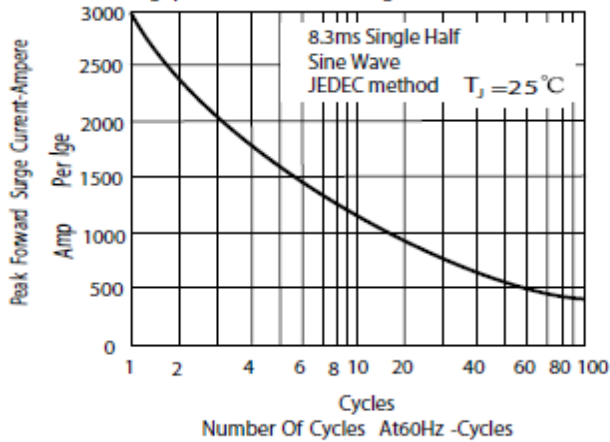
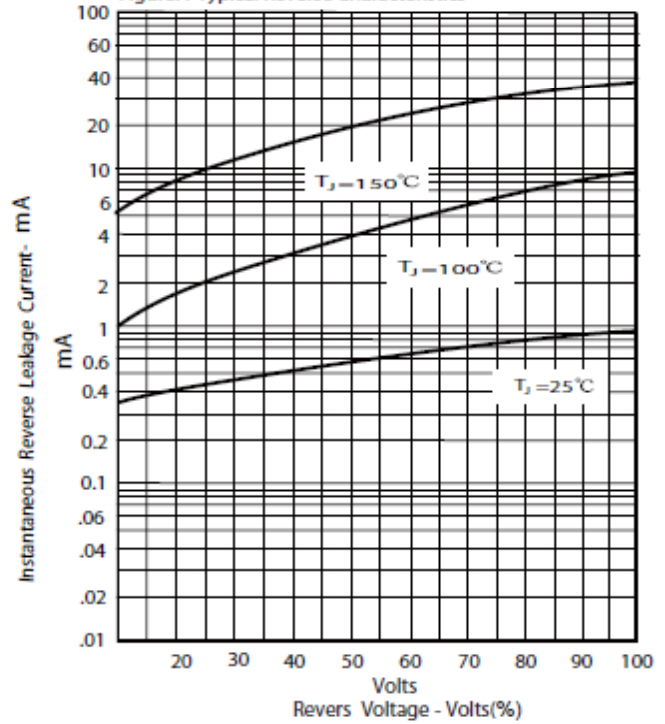
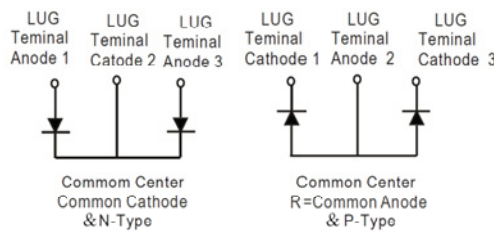
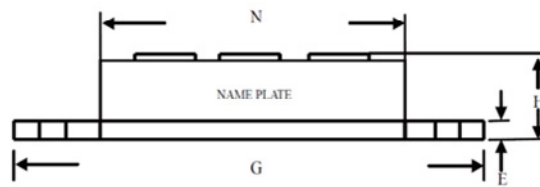
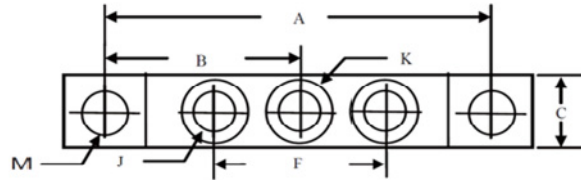


Figure.4-Typical Reverse Characteristics



## Package dimensions and terminal configuration

Product is marked with part number and terminal configuration.



| DIM | Inches          |       | Millimeters |       |
|-----|-----------------|-------|-------------|-------|
|     | Min             | Max   | Min         | Max   |
| A   | 3.150           | NOM   | 80.01       | NOM   |
| B   | 1.565           | 1.585 | 39.75       | 40.26 |
| C   | .700            | .800  | 17.78       | 20.32 |
| E   | .119            | .132  | 3.02        | 3.35  |
| F   | 1.327           | REF   | 33.72       | REF   |
| G   | 3.55            | 3.65  | 90.17       | 92.71 |
| H   | ----            | .73   | ----        | 18.30 |
| J   | 1/4-20 UNC FULL |       |             |       |
| K   | .472            | .511  | 12          | 13    |
| M   | .275            | .295  | 6.99        | 7.49  |
| N   | 2.38            | 2.46  | 60.5        | 62.5  |