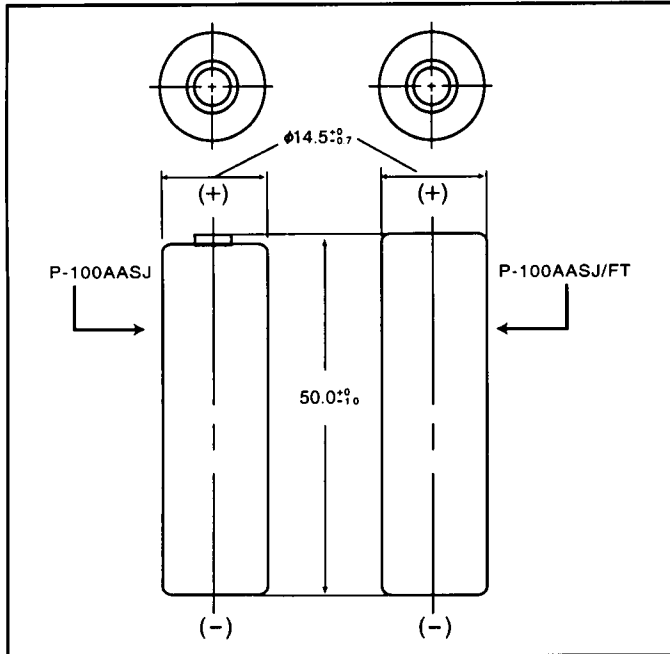


NICKEL CADMIUM BATTERIES: INDIVIDUAL DATA SHEET

P-100AASJ/B P-100AASJ/FT

AA size (KR15/51) Type: S

Dimensions (with tube) (mm)



Specifications

	mm	inch
Diameter	14.5 +0/-0.7	0.57 +0/-0.03
Height	50.0 +0/-1.0	1.97 +0/-0.04
Approximate Weight	Grams	Ounces
	23g	0.81

Nominal Voltage		1.2V		
Discharge Capacity*	Average**	1080mAh		
	Rated (Min.)	1000mAh		
Approx. Internal impedance at 1000Hz at charged state		17mΩ		
Charge	Standard	100mA (0.1It) x 16 hrs.		
	Rapid***	1000mA (1It) x 1.5 hrs.		
Ambient Temperature	Charge	Standard	°C	
			°F	
	Rapid	0°C to 45°C	32°F to 113°F	
Discharge	-20°C to 65°C		-4°F to 149°F	
	Storage	< 2 years	-20°C to 35°C	-4°F to 95°F
		< 6 months	-20°C to 45°C	-4°F to 113°F

* 0.2It discharge capacity after charging at 0.1It for 16 hours.

** For reference only.

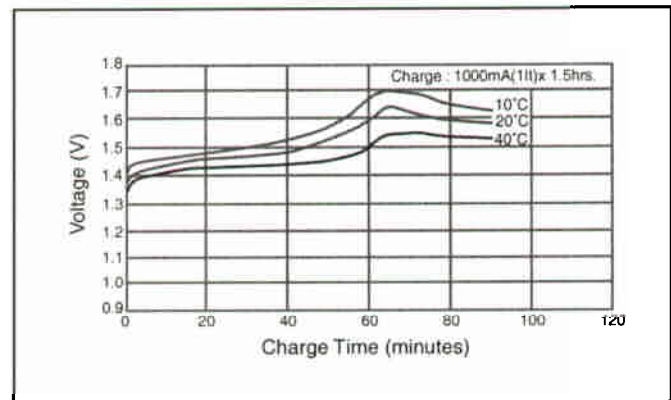
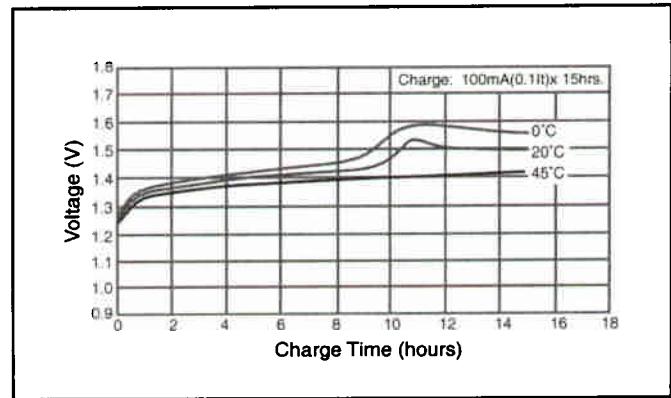
*** Refer to "Charge Methods for Ni-Cd Batteries"

Battery performance and cycle life are strongly affected by how they are used. In order to maximize battery safety, please consult Panasonic when determining charge / discharge specs, warning label contents and unit design.

Note: [It] was previously expressed as [C]. [It] is an IEC standard expression for the amount of charge or discharge current and is expressed as: It(A) = Cn (Ah)/1h.

- [It] is the reference test current in amperes
- [Cn] is the rated capacity of the cell or battery in Ampere-hours.
n = the time base [hours] for which the rated capacity is declared

Typical Charge Characteristics



Typical Discharge Characteristics

