

Bolt connection terminal block - RSC 4-F/8 - 3059197

Please be informed that the data shown in this PDF Document is generated from our Online Catalog. Please find the complete data in the user's documentation. Our General Terms of Use for Downloads are valid (<http://phoenixcontact.com/download>)



Feed-through terminal block with bolt connection method, cross section: 0.1 - 6 mm², AWG: 26 - 10, width 9 mm, color: gray

Image shows the 4-pos. version

Why buy this product

- Large-surface, consistent external and center labeling
- Mounting on standard DIN rails or directly in control boxes
- Compact screw connection of ring and fork-type cable lugs
- Cover profile that can be snapped directly onto the terminal blocks provides touch-proof protection
- Screw nuts and current bars are latched in the insulating housing and cannot be removed
- The isolator bridge bar supports switchable cross connections; the bridge screw therefore has the function of a live contact
- Bridge shaft for potential distribution using standard screw bridges



Key Commercial Data

Packing unit	1 STK
GTIN	
GTIN	4046356534819

Technical data

General

Number of levels	1
Number of connections	16
Potentials	8
Nominal cross section	4 mm ²
Color	gray
Insulating material	PA
Flammability rating according to UL 94	V0
Rated surge voltage	8 kV
Degree of pollution	3

Bolt connection terminal block - RSC 4-F/8 - 3059197

Technical data

General

Overvoltage category	III
Insulating material group	I
Maximum power dissipation for nominal condition	1.02 W
Maximum load current	32 A
Nominal current I_N	32 A
Nominal voltage U_N	800 V
Open side panel	Yes
Relative insulation material temperature index (Elec., UL 746 B)	130 °C
Temperature index of insulation material (DIN EN 60216-1 (VDE 0304-21))	130 °C
Static insulating material application in cold	-60 °C
Behavior in fire for rail vehicles (DIN 5510-2)	Test passed
Flame test method (DIN EN 60695-11-10)	V0
Oxygen index (DIN EN ISO 4589-2)	>32 %
NF F16-101, NF F10-102 Class I	2
NF F16-101, NF F10-102 Class F	2
Surface flammability NFPA 130 (ASTM E 162)	passed
Specific optical density of smoke NFPA 130 (ASTM E 662)	passed
Smoke gas toxicity NFPA 130 (SMP 800C)	passed
Calorimetric heat release NFPA 130 (ASTM E 1354)	28 MJ/kg
Fire protection for rail vehicles (DIN EN 45545-2) R22	HL 1 - HL 3
Fire protection for rail vehicles (DIN EN 45545-2) R23	HL 1 - HL 3
Fire protection for rail vehicles (DIN EN 45545-2) R24	HL 1 - HL 3
Fire protection for rail vehicles (DIN EN 45545-2) R26	HL 1 - HL 3

Dimensions

Width	89.8 mm
Length	53.3 mm
Height	37 mm
Pitch	9 mm

Connection data

Note	Connection bolts
Connection method	Bolt connection
Conductor cross section flexible min.	0.1 mm ²
Conductor cross section flexible max.	6 mm ²
Min. AWG conductor cross section, flexible	26
Max. AWG conductor cross section, flexible	10
Cable lug connection according to standard	DIN 46234
Min. cross section for cable lug connection	0.1 mm ²
Max. cross section for cable lug connection	6 mm ²
Hole diameter, min.	4.3 mm

Bolt connection terminal block - RSC 4-F/8 - 3059197

Technical data

Connection data

Cable lug width, max.	8 mm
Bolt diameter	4 mm
Cable lug connection according to standard	DIN 46237
Min. cross section for cable lug connection	0.5 mm ²
Max. cross section for cable lug connection	2.5 mm ²
Hole diameter, min.	4.3 mm
Cable lug width, max.	8 mm
Bolt diameter	4 mm
Screw thread	M4
Tightening torque, min	1.2 Nm
Tightening torque max	1.4 Nm

Standards and Regulations

Flammability rating according to UL 94	V0
--	----

Environmental Product Compliance

China RoHS	Environmentally friendly use period: unlimited = EFUP-e
	No hazardous substances above threshold values

Drawings

Circuit diagram



Approvals


Approvals

Approvals

UL Recognized / cUL Recognized / EAC / cULus Recognized

Ex Approvals


Approval details

UL Recognized		http://database.ul.com/cgi-bin/XYV/template/LISEXT/1FRAME/index.htm	FILE E 60425
	B	C	
Nominal current I _N	30 A	30 A	


Bolt connection terminal block - RSC 4-F/8 - 3059197

Approvals

	B	C
Nominal voltage UN	600 V	600 V

cUL Recognized		http://database.ul.com/cgi-bin/XYV/template/LISEXT/1FRAME/index.htm	FILE E 60425
	B	C	
Nominal current IN	30 A	30 A	
Nominal voltage UN	600 V	600 V	

EAC		EAC-Zulassung
-----	---	---------------

cULus Recognized		http://database.ul.com/cgi-bin/XYV/template/LISEXT/1FRAME/index.htm
------------------	---	---

Phoenix Contact 2017 © - all rights reserved
<http://www.phoenixcontact.com>

PHOENIX CONTACT GmbH & Co. KG
Flachsmarktstr. 8
32825 Blomberg
Germany
Tel. +49 5235 300
Fax +49 5235 3 41200
<http://www.phoenixcontact.com>