



**PART No. CWBA436**

for more information visit  
[www.hammfg.com](http://www.hammfg.com)

Data subject to change without notice


Isometric drawing Not to Scale



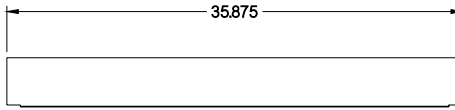
BACK VIEW




LEFT SIDE VIEW



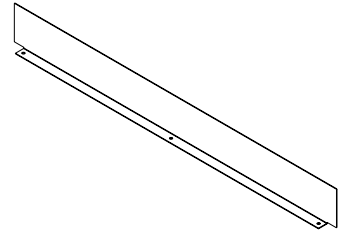
TOP VIEW



FRONT VIEW



BOTTOM VIEW



ISOMETRIC VIEW



RIGHT SIDE VIEW