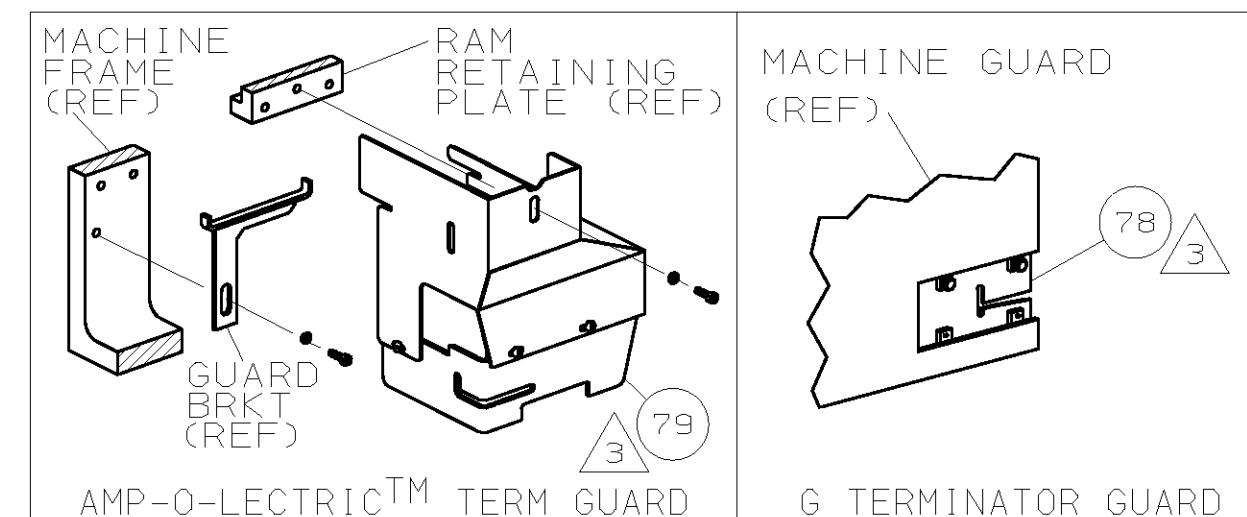
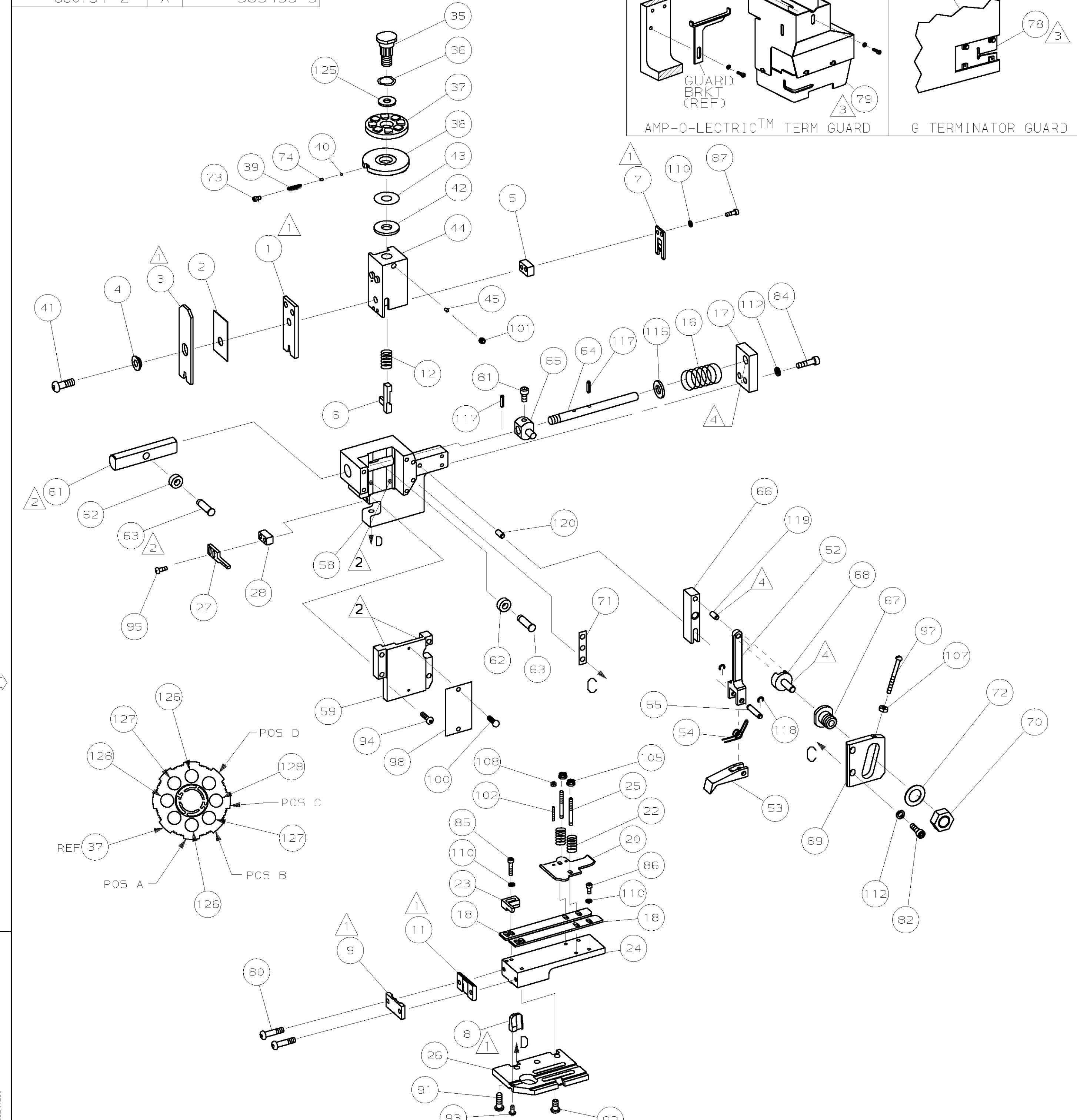


PART NUMBER	REV	FIRST USED
680794-1	A	122500-1
680794-2	A	565435-5



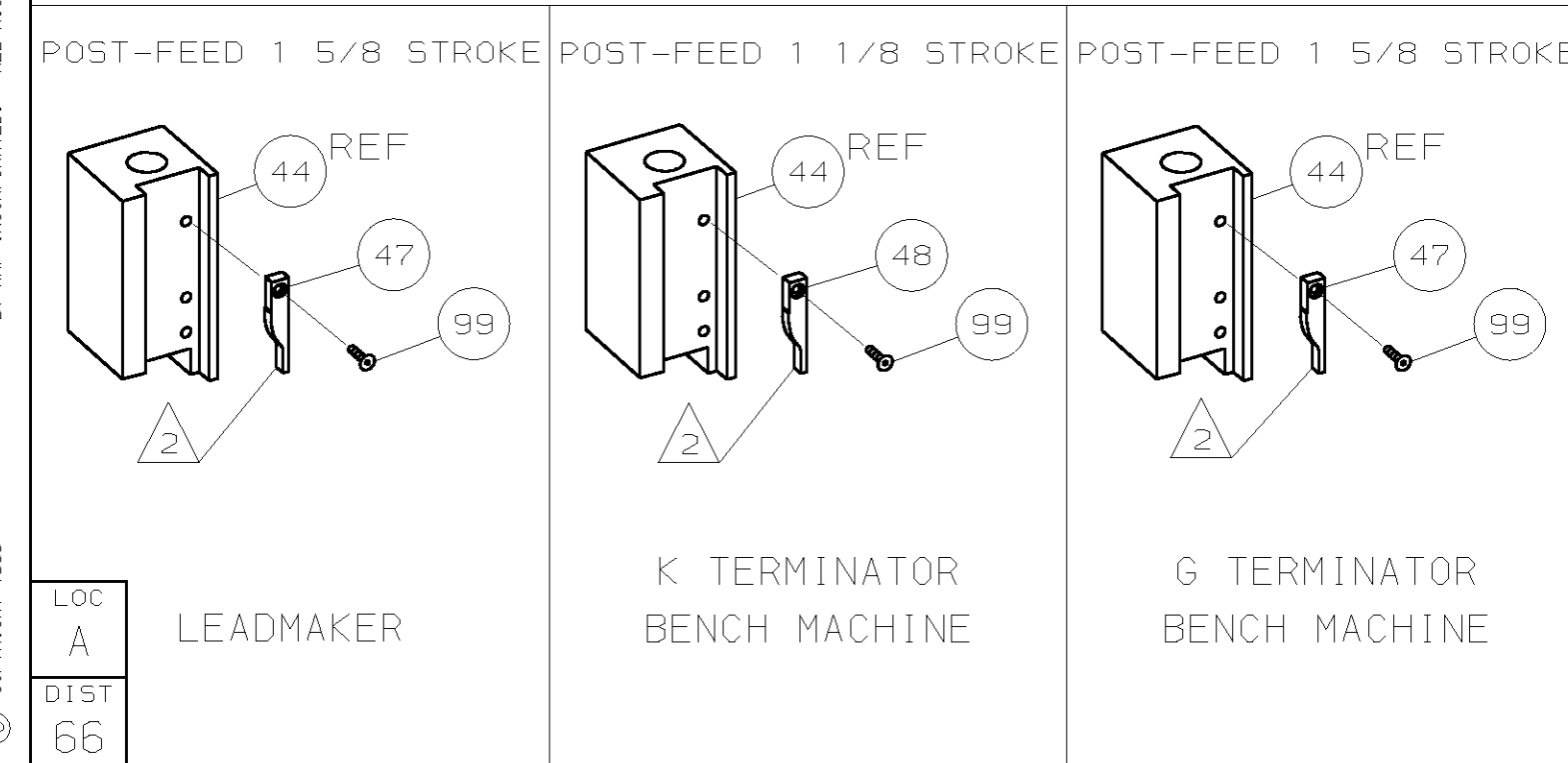
CRIMP DATA (AMP TERMINAL)			
PAD LTR	CRIMP HEIGHT	WIRE SIZE	
A	.050 ±.002 [1.27 ±0.05mm]	1.0mm ²	
B	.047 ±.002 [1.19 ±0.05mm]	.75mm ²	
C	.042 ±.002 [1.07 ±0.05mm]	.50mm ²	
D	NOT	USED	
CRIMP	SIZE	TYPE	RANGE
WIRE	.070 [1.78mm]	F	0.5-1.0mm ²
INSUL	.110 [2.79mm]	F	∅2.0-2.7mm

QTY	REV	U/M	DWG SIZE	PART NO	DESCRIPTION	ITEM NO
-1				LEADMAKER & BENCH MODEL G	MECH POST FEED	
-2				BENCH MODEL K	MECH POST FEED	



QTY	REV	U/M	DWG SIZE	PART NO	DESCRIPTION	ITEM NO
2	2	-	C	3-354779-2	PIN, WIRE DISC (.3150)C	129
2	2	-	C	2-354779-1	PIN, WIRE DISC (.3095)B	128
2	2	-	C	1-354779-4	PIN, WIRE DISC (.3060)A	126
1	1	-	A	986950-1	WASHER, FLAT PRECISION	125
1	1	-	A	217238-1	GENERAL INSTRUCTION PACKAGE	124
1	1	-	-	4088039	EF APPL INST 408-8039	123
						122
						121
REF	REF	-	A	1-21030-7	PIN, DOWEL (∅.187x1.50)H5G	120
REF	REF	-	A	1-21030-1	PIN, DOWEL (∅.187x.50)LEVER	119
REF	REF	-	A	21045-3	RING, RET "C" (∅.187)FD PIN	118
REF	REF	-	A	5-21028-1	PIN, STD SPRING (∅.12)FD ADJ ROD	117
REF	REF	-	A	21899-4	WASHER, FLAT (∅5/16) SCR ADJ	116
						115
						114
						113
REF	REF	-	A	21024-5	WASHER, LOCK (NO.10)FD ROD GDE	112
						111
6	6	-	A	21024-4	WASHER, LOCK (NO.8)SHEAR BL	110
						109
2	2	-	A	21018-4	NUT, HEX (4-40)DRAG	108
REF	REF	-	A	21018-5	NUT, HEX (6-32)FD ADJ PL	107
						106
2	2	-	A	21022-2	NUT, HEX SL (8-32)DRAG STUD	105
						104
						103
2	2	-	A	2-21006-6	SCR, SKT SET (4-40x.62)DRAG	102
1	1	-	A	21009-2	SCR, SKT SET (1/4-20x.25)RAM	101
2	2	-	A	21017-2	SCR, DRIVE (#2x.19) ID PLATE	100
1	1	-	A	1-21002-7	SCR, BHC (6-32x.38)CAM	99
1	1	-	B	461264-1	PLATE, IDENTIFICATION	98
REF	REF	-	A	6-23715-5	SCR, PAN HD (8-32x1.50)FEED ADJ	97
						96
2	2	-	A	2-21002-2	SCR, BHC (8-32x.50)STRIPPER	95
REF	REF	-	A	2-21002-9	SCR, BHC (10-32x.75)H5G CAP	94
1	1	-	A	22733-8	SCR, BHC (8-32x.38 LW)ANVIL	93
4	4	-	A	3-21002-3	SCR, BHC (1/4-20x.50)ST 6D PL	92
REF	REF	-	A	2-22733-8	SCR, BHC (1/4-20x.62)BASE PL	91
						90
						89
						88
2	2	-	A	2-21000-6	SCR, 5HC (8-32x.38)SLUG BLADE	87
3	3	-	A	2-21000-5	SCR, 5HC (8-32x.25)STRIP GUIDE	86
2	2	-	A	2-21000-8	SCR, 5HC (8-32x.62)HOLD DOWN	85
REF	REF	-	A	3-21000-7	SCR, 5HC (10-32x.75)FEED ROD GDE	84
						83
REF	REF	-	A	3-21000-6	SCR, 5HC (10-32x.62)FEED ADJ PL	82
REF	REF	-	A	3-21000-4	SCR, 5HC (10-32x.38)PIVOT BLOCK	81
2	2	-	A	3-21002-0	SCR, BHC (10-32x.88)SHEAR PL	80
REF	-	-	A	455745-1	GUARD, WINDOW	79
-	REF	-	A	679532-1	INSERT, GUARD	78
						77
						76
						75
1	1	-	A	690603-1	SPRING, ASSIST	74
1	1	-	A	23030-1	SCR, SKT CAP (6-32x.25)CP D5C	73
REF	REF	-	A	458109-1	WASHER, FLAT (SPECIAL)	72
REF	REF	-	A	690517-1	SPACER	71

QTY	REV	U/M	DWG SIZE	PART NO	DESCRIPTION	ITEM NO
REF	REF	-	C	454220-1	CAP, RAM	60
REF	REF	-	D	453736-1	HOUSING	59
						58
						57
						56
REF	REF	-	B	240624-1	PIN, FEED FINGER	55
REF	REF	-	B	691499-1	SPRING, FEED FINGER	54
REF	REF	-	B	240635-1	FINGER, FEED	53
REF	REF	-	B	240634-1	LEVER, TERMINAL	52
						51
						50
						49
1	-	-	B	690501-3	CAM, POST FEED 1 1/8 ST	48
-	1	-	B	690501-4	CAM, POST-FEED 1 5/8 ST	47
						46
1	1	-	A	690191-1	PLUG, NYLON	45
1	1	-	C	455674-1	RAM	44
1	1	-	A	690125-1	WASHER, LAMINATED	43
1	1	-	A	690124-1	WASHER, RAM	42
1	1	-	A	7-21002-9	BOLT, CRIMPER (5/16-24x1.00)	41
1	1	-	A	23241-6	BALL, STEEL	40
1	1	-	A	690170-1	SPRING, COMPRESSION	39
1	1	-	C	690142-1	DISC, INSULATION	38
1	1	-	D	354777-1	WIRE DISC, PLASTIC	37
1	1	-	A	22480-5	WASHER, SPRING	36
1	1	-	B	690212-1	POST, RAM	35
						34
						33
1	1	-	D	458980-1	APPLICATOR, BASIC (SUB ASSY)	32
						31
						30
						29
1	1	-	B	3-690451-2	SPACER, STRIPPER	28
1	1	-	A	240639-1	STRIPPER	27
REF	REF	-	C	455676-1	PLATE, BASE	26
2	2	-	A	22354-8	DRAG, STUD	25
1	1	-	B	458803-8	PLATE, STRIP GUIDE	24
1	1	-	C	240825-2	PLATE, STRIP HOLD DOWN	23
2	2	-	A	4-22281-1	SPRING, DRAG	22
						21
1	1	-	A	454177-1	DRAG, STOCK	20
						19
2	2	-	C	454204-2	GUIDE, STRIP (FRONT)	18
REF	REF	-	A	454178-1	GUIDE, FEED ROD	17
REF	REF	-	A	4-22284-9	SPRING, FEED RETURN	16
						15
						14
						13
1	1	-	A	23846-1	SPRING, HOLD DOWN	12
1	1	-	B	240833-4	PLATE, REAR SHEAR	11
						10
1	1	-	B	690496-3	PLATE, FRONT SHEAR	9
1	1	-	D	3-356038-4	ANVIL	8
1	1	-	B	690474-3	BLADE, SLUG	7
1	1	-	D	455892-9	HOLD DOWN, TERMINAL	6
1	1	-	C	3-240641-3	SPACER, SLUG BLADE	5
1	1	-	B	1-238009-2	SPACER, BLOCK CRIMPER	4
1	1	-	C	2-456134-2	CRIMPER, INSULATION	3
1	1	-	B	1-455888-3	SPACER, CRIMPER	2
1	1	-	C	1-456404-8	CRIMPER, WIRE	1



- 1 RECOMMENDED SPARE PARTS.
- 2 GREASE LIGHTLY.
- 3 GUARD MUST BE IN PLACE WHEN OPERATING APPLICATOR IN A BENCH MACHINE.
- 4 LUBRICATE DAILY USING NO. 20 MACHINE OIL.
- 5. ITEMS WITH QTY OF REF SPECIFIED (EXCEPT ITEMS 78 AND 79) ARE USED ON ITEM 32.
- 6 ITEM 78 USED WITH G TERMINATOR ONLY.

THIS DRAWING IS A CONTROLLED DOCUMENT.

RELEASED FOR PUBLICATION 2/19/99 BY AMP INCORPORATED. ALL RIGHTS RESERVED. LOC A DIST 66

DIMENSIONS IN INCHES. DO NOT SCALE PRINT. TOLERANCES UNLESS OTHERWISE SPECIFIED:
 2 PLC DEC ±
 3 PLC DEC ±
 4 PLC DEC ±
 ANGLES ±
 SURF TEXTURE: ✓
 REMOVE BURRS, BREAK SHARP EDGES R.015 MAX

MATL - HT TR - FIN -
 DR W.HOOVER 19MAR99 APP 19MAR99 T.ELBIN
 CHK 19MAR99 C.ERISMAN REL -
 NAME END FEED HDM APPLICATOR MACHINE REF
 SCALE - DWG NO 680794 SHEET 1 OF 1 REV A

AMP AMP Incorporated Harrisburg, PA 17105-3608

CASE CODE 00779 CUSTOMER AND ASSEMBLY DRAWING RESTRICTED TO