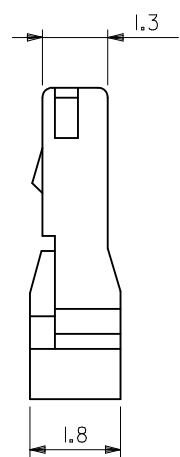
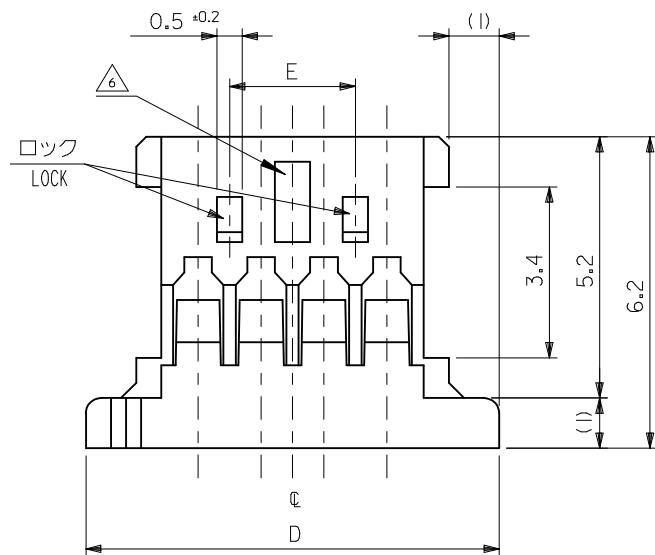


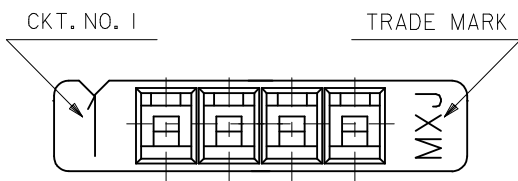
- 注記 NOTES**
1. 嵌合相手: 53779-\*\*10, 53780-\*\*10  
MATES: 53779-\*\*10, 53780-\*\*10
  2. 適合ターミナル: 50641-8\*\*\*  
APPLICABLE TERMINAL: 50641-8\*\*\*
  3. 偶数極の製品に適用。  
APPLY EVEN CIRCUIT PRODUCTS.
  4. 材料: PBT, UL94V-0  
MATERIAL
  5. 及び 適合品  
ELV AND RoHS COMPLIANT
  6. 4極以上のロック間に於ける各極間に適用  
APPLY TO RECESS SPACE BETWEEN EACH CKT WALL OVER THE 4CKT

D



22.50	28.22	26.22	25.22	23.75	51146-2000	20
21.25	26.97	24.97	23.97	22.50	-1900	19
20.00	25.72	23.72	22.72	21.25	-1800	18
18.75	24.47	22.47	21.47	20.00	-1700	17
17.50	23.22	21.22	20.22	18.75	-1600	16
16.25	21.97	19.97	18.97	17.50	-1500	15
15.00	20.72	18.72	17.72	16.25	-1400	14
13.75	19.47	17.47	16.47	15.00	-1300	13
12.50	18.22	16.22	15.22	13.75	-1200	12
11.25	16.97	14.97	13.97	12.50	-1100	11
10.00	15.72	13.72	12.72	11.25	-1000	10
8.75	14.47	12.47	11.47	10.00	-0900	9
7.50	13.22	11.22	10.22	8.75	-0800	8
6.25	11.97	9.97	8.97	7.50	-0700	7
5.00	10.72	8.72	7.72	6.25	-0600	6
3.75	9.47	7.47	6.47	5.00	-0500	5
2.50	8.22	6.22	5.22	3.75	-0400	4
					-0300	3
					-0200	2
					51146-0200	2
E	D	C	B	A	PLASTIC BAG	極数
					ORDER No. オーダー番号	CIRCUITS

B



<b>REVISED</b> EC NO: J2016-0670 DRW: KIMATSUYAMA 2016/01/28 CHKD: APPR: TKANEKO 2016/01/29	GENERAL TOLERANCES (UNLESS SPECIFIED)		DIMENSION STYLE <b>MM ONLY</b>		SCALE <b>10:1</b>	DESIGN UNITS <b>METRIC</b>	THIRD ANGLE PROJECTION
	0.25 UNDER	±0.03	DRAWN BY	DATE	TITLE		
	0.25 OVER 0.5 UNDER	±0.05	Y. MIZUNO	'95/12/25	1.25 WIRE TO BOARD CONN. HOUSING		
	0.5 OVER 1.0 UNDER	±0.1	CHECKED BY	DATE			
	1.0 OVER 10 UNDER	±0.2	Y. MIZUNO	'96/08/20			
10 OVER 30 UNDER	±0.25	APPROVED BY	DATE	DOCUMENT NO.		SHEET NO.	
30 OVER	±0.3	TKANEKO	2016/01/29	SD-51146-001		1 OF 1	
ANGULAR ±3 °		MATERIAL NO.		SEE TABLE			
DRAFT WHERE APPLICABLE MUST REMAIN WITHIN DIMENSIONS			SIZE <b>A3</b>	THIS DRAWING CONTAINS INFORMATION THAT IS PROPRIETARY TO MOLEX ELECTRONIC TECHNOLOGIES, LLC AND SHOULD NOT BE USED WITHOUT WRITTEN PERMISSION			