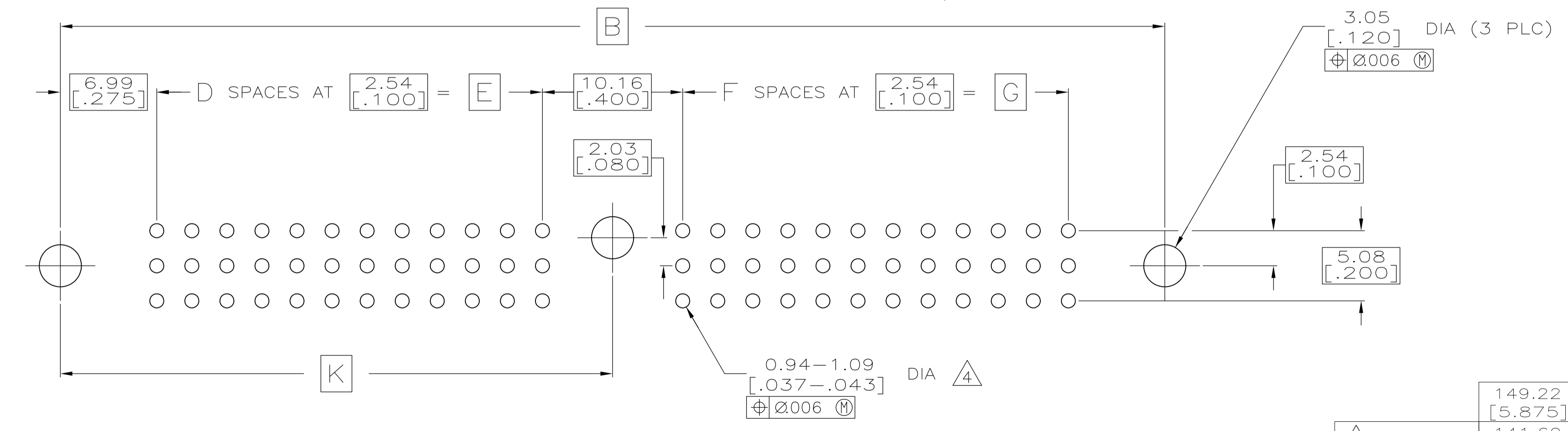
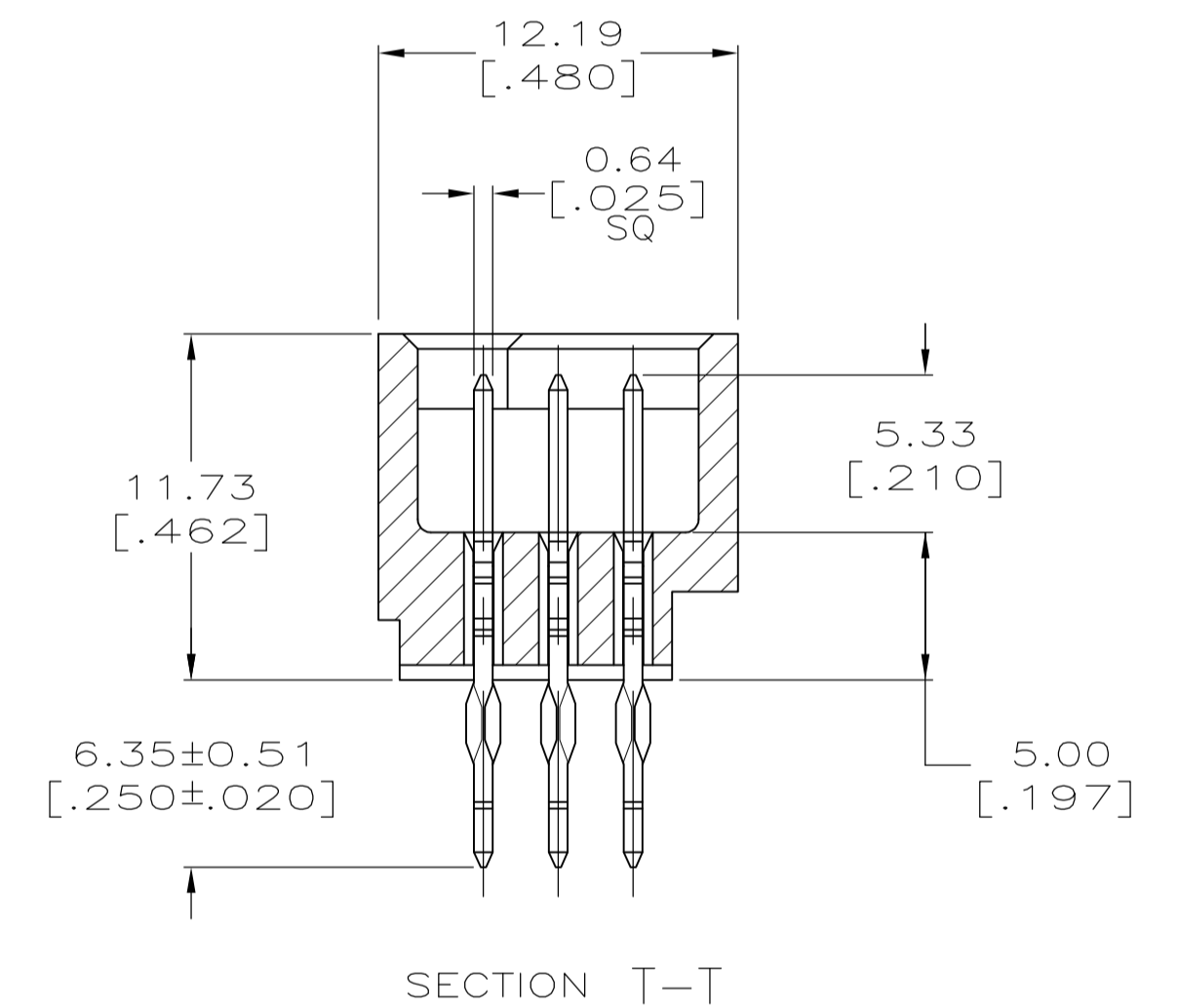
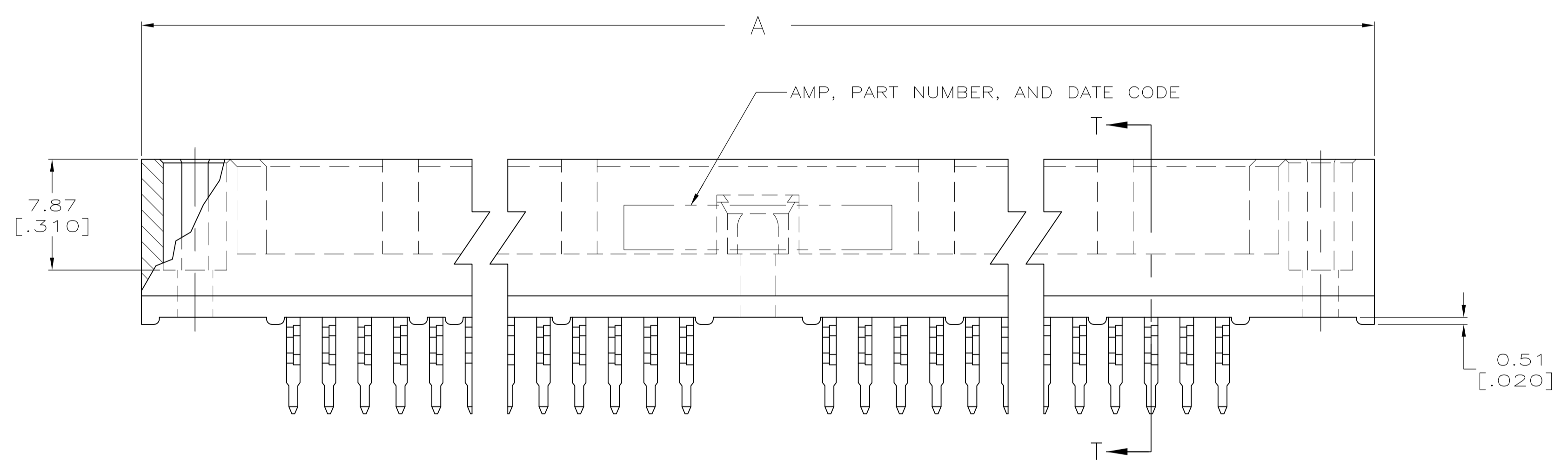
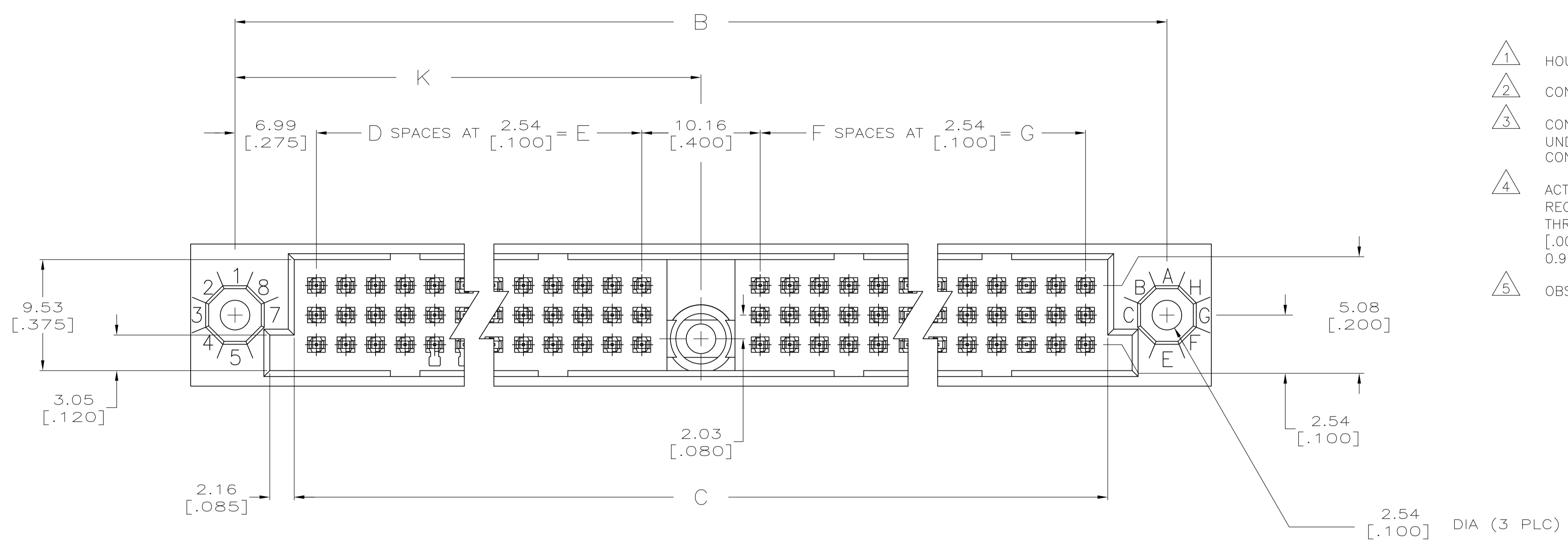


- 1 HOUSING MATERIAL: THERMOPLASTIC, COLOR-NATURAL.
- 2 CONTACT MATERIAL: PHOSPHOR BRONZE.
- 3 CONTACT FINISH: .00127-.00254 [.000050-.000100] NICKEL UNDERPLATE ALL OVER; .00076 [.000030] GOLD PLATE IN CONTACT AREA, TIN PLATED POSTS.
- 4 ACTION PIN POSTS REQUIRE 2.36 [.093] MIN THICK P.C. BOARD. RECOMMENDED P.C. BOARD HOLES ARE 1.151 [.0453] DIA PLATED THRU WITH 0.025-0.076 [.001-.003] COPPER, WITH 0.0076 [.0003] MIN TIN-LEAD PLATING; FINISHED HOLE AFTER PLATING 0.94-1.09 [.037-.043] DIA.
- 5 OBSOLETE PARTS: OBSOLETE CIS STREAMLINING PER D.RENAUD/D.SINISI



5 OBSOLETE

149.22 [5.875]	137.16 [5.400]	54	137.16 [5.400]	54	288.29 [11.350]	298.45 [11.750]	306.07 [12.050]	330	5533294-6
141.60 [5.575]	129.54 [5.100]	51	129.54 [5.100]	51	273.05 [10.750]	283.21 [11.150]	290.83 [11.450]	312	5533294-5
111.12 [4.375]	99.06 [3.900]	39	99.06 [3.900]	39	212.09 [8.350]	222.25 [8.750]	229.87 [9.050]	240	5533294-1
K	G	F	E	D	C	B	A	POSN	PART NUMBER

THIS DRAWING IS A CONTROLLED DOCUMENT.

DIMENSIONS: mm [INCHES]	TOLERANCES UNLESS OTHERWISE SPECIFIED:	DIN J. POLIGNONE 11MAY05	APVD A. SHARPE 11MAY05	NAME
0 PLC ± -	1 PLC ± -	2 PLC ± -	3 PLC ± 0.13 [.005]	4 PLC ± -
ANGLES ± -	FINISH	APVD A. SHARPE 11MAY05	NAME	ASSEMBLY, PIN, VERTICAL, HDI, 3 ROW, ONE CENTER GUIDE PIN, 6.35[.250] ACTION PINS, 0.00076[.000030] GOLD PLATE
MATERIAL	FINISH	SIZE	CAGE CODE	DRAWING NO
		A1	00779	5533294
CUSTOMER DRAWING		SCALE	SHEET	REV
		4:1	1 of 1	02