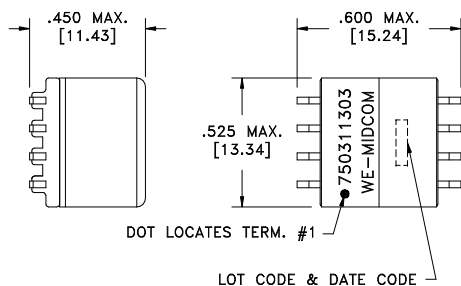
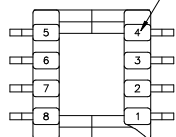


CUSTOMER TERMINAL	RoHS	LEAD(Pb)-FREE
Sn96%, Ag4%	Yes	Yes

more than you expect

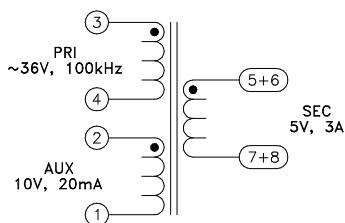


TERM. NO.'s FOR REF. ONLY

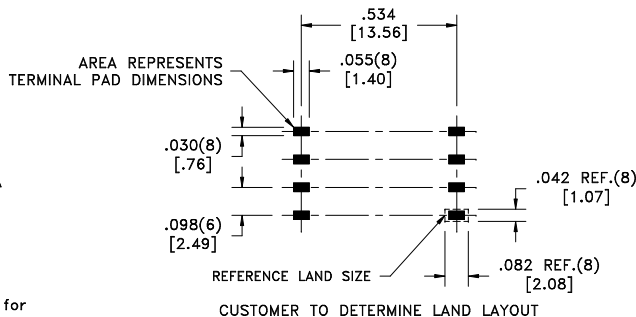


DOT LOCATES TERM. #1

LOT CODE & DATE CODE



Application of the transformer allows for the leadwires between terminals 5&6 and 7&8 to solder bridge



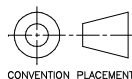
ELECTRICAL SPECIFICATIONS @ 25°C unless otherwise noted:

PARAMETER	TEST CONDITIONS	VALUE
D.C. RESISTANCE	1-2 @20°C	0.203 ohms ±10%
D.C. RESISTANCE	3-4 @20°C	0.106 ohms ±20%
D.C. RESISTANCE	5-8 tie(5+6, 7+8), @20°C	0.013 ohms max.
INDUCTANCE	3-4 10kHz, 100mVAC, Ls	50uH ±10%
SATURATION CURRENT	20% rolloff from initial	2.25A
LEAKAGE INDUCTANCE	3-4 tie(1+2, 5+6+7+8), 100kHz, 100mVAC, Ls	800nH typ., 1.5uH max.
DIELECTRIC	1-8 tie(2+3, 5+6), 1875VAC, 1 second	1500VAC, 1 minute
DIELECTRIC	1-4 625VAC, 1 second	500VAC, 1 minute
URNS RATIO	(3-4):(2-1)	2.5:1, ±1%
URNS RATIO	(3-4):(6-7), tie(5+6, 7+8)	5:1, ±1%

GENERAL SPECIFICATIONS:

OPERATING TEMPERATURE RANGE: -40°C to +125°C including temp rise.

REV.	DATE	Packaging Specifications Method: Tape & Reel PKG-0328 www.midcom-inc.com
6A	12/09	SEE REVISION SHEET FOR REVISION LEVEL



CONVENTION PLACEMENT

Tolerances unless otherwise specified:
Angles: ±1° Decimals: ±.005 [.13]
Fractions: ±1/64 Footprint: ±.005 [.13]

This drawing is dual dimensioned. Dimensions in brackets are in millimeters.

DRAWING TITLE

TRANSFORMER

eiSos p/n: 750311303

PART NO.

750311303



SPECIFICATION SHEET 1 OF 1