

SUMMARY



Image is for illustrative purpose only

Wires

Low	2
High	0
Coax	0
Triax	0
Quad	0
Fiber	0
Fluidic	0

Download

[Request a quote](#)

[Catalog](#)

Series	0K
Termination type	Female crimp
IP rating	68
Cable Ø	0.00 - 0.00 mm
Matching parts	FGG.0K.302.KYCC50
Status	
Alternative part	

TECHNICAL DETAILS

Mechanics

Shell Style/Model	EE*: Fixed receptacle, nut fixing (back panel mounting)
Keying	1 key (alpha=0, plug: male contacts, receptacle: female contacts)
Housing Material	Brass (black chrome) shell and collet nut, nickel plated brass latch sleeve and mid pieces
Cable Fixing	∅ 0 - 0 mm
Variant	

Performance

Configuration	0K.302 : 2 Low Voltage
Insulator	Y: PEEK for crimp contacts
Rated Current	10 Amps

Specifications

Contact Type: Crimp
Max. Matings: 5000
Contact Retention: 30 N
Contact Dia.: 0.9 mm (0.035in)
Bucket Dia.: 1.1 mm (0.043in)
Min. Conductor: 0.25 mm ² (AWG 24)

Max. Conductor: 0.5 mm² (AWG 20)
 R (max): 4.8 mOhm
 Vtest (contact-shell): 1200 V (AC), 1700 V (DC)
 Vtest (contact-contact): 1450 V (AC), 2100 V (DC)

Others

Endurance (Shell): 5000 mating cycles
 Temp (min / max): -55 °C / +200 °C
 Humidity (max): <=95% [at 60 deg C / 140 F]
 Vibration: 15 g [10 Hz - 2000 Hz]
 Shock Resistance: 100 g [6 ms]
 Salt Spray Corrosion: >1000 hr
 Climatological Category: 50/175/21
 Shielding (min): 95 dB (10 MHz)
 Shielding (min): 80 dB (1 GHz)
 IP Rating: 68

DRAWINGS

Draws



Dimensions

	A	B	E	L	M	N	P	S1	e
mm.	18	18	3.4	21.7	3.5	20.1	7	12.5	M14x1.0
in.	0,71	0,71	0,13	0,85	0,14	0,79	0,28	0,49	



































RECOMMENDED BY LEMO










Tools

Crimp Tool: DPC.91.701.V

Crimp settings: AWG/Selector = 20-22-24/6-5-5
 Positionner: DCE.91.090.BVM
 Extractor: DCF.91.090.2LT
 Replacement contact: EGG.0B.660.ZZM

Cables

CFN.3K.93C.092PNCA	PVC	Black	
CFN.3K.93C.092PNCS	PVC	Black	
CFN.3K.93C.160PNCA	PVC	Black	
CFN.3K.93C.160PNCS	PVC	Black	
CMN.02.T20.047PGCE	PVC	GREY	
CMN.02.T20.047PGZE		Grey	
CMN.02.T20.047PNCE	PVC	Black	
CMN.02.T20.047PNZE			
CMN.02.T20.048QGZE	TPR (medical)	Grey	
CMN.02.T22.047PGCE	PVC	GREY	
CMN.02.T22.047PGZE		Grey	
CMN.02.T22.047PNCE	PVC	Black	
CMN.02.T22.047PNZE			
CMN.02.T28.030PGCE	PVC	GREY	
CMN.02.T28.030PGZE		Grey	
CMN.02.T28.030PNCE	PVC	Black	
CMN.02.T28.030PNZE			
002 050	PVC	Black	
002 080	PVC	Grey	
002 200	PVC	Black	
002 221	PVC	Black	
002 260	PTFE	White	
002 280	PVC	Black	
004 082	PVC	Grey	
020 140	PVC	Grey	
020 140	PVC	Grey	
020 141	PVC	Grey	
020 142	PVC	Red	
020 143	PVC	Green	
020 144	PVC	Black	
020 145	PVC	Yellow	
020 146	PVC	Black	
020 240	PTFE	White	
020 260	PVC	Black	
020 264	PVC	Black	
020 266	PVC	Violet	

020 550	PUR	Black	
020 560	PUR	White	
102 080	PVC	Grey	
120 184	PVC	Black	
120 240	PVC	Black	
120 250	PVC	Grey	
120 500	PVC	Grey	
120 501	PVC	Grey	
120 751	PVC	Grey	
220 750	PVC	Grey	
CCX.50.RG1.74U30B	TFE	White	
CMB.02.210.635	PUR	Black	