

### Port Protectors

Retail Part No.	Bulk Part No.	Figure No.	Description	Length (Inches)	Color	Type
45-506	45-506-BU	1	DB25 (Male)/(Female)	2.500	Putty	Full Size
45-509	45-509-BU	2	DB25 (Male)/(Female)	0.700	Yellow	Low Profile
45-516	45-516-BU	3	DB9 (Male)/(Female)	2.220	Putty	Full Size
45-519	45-519-BU	4	DB9 (Male)/(Female)	0.696	Yellow	Low Profile
45-526	45-526-BU	5	DB15 (Male)/(Female)	2.440	Gray	Full Size
45-545	45-545-BU	6	DB37 (Male)/(Female)	0.697	Yellow	Low Profile
45-562	45-562-BU	7	HD15 (Male)/(Female)	2.500	Gray	Full Size
45-563	45-563-BU	8	HD15 (Male)/(Female)	0.700	Yellow	Low Profile

## DATA SWITCHES



Fig.11




Fig.14



Front View

### "D-Sub" Type Manual Switches

Retail Part No.	Bulk Part No.	Figure No.	Description	Port Nos.	Color	Wiring
45-2002		11	DB25 A/B/C	3	Putty	Straight Through
45-2006		14	DB25 A/B/C/D/E	5	Putty	Straight Through



Fig.15



Fig.17

### "D-Sub" Type Automatic Switches

Retail Part No.	Bulk Part No.	Figure No.	Description	Port Nos.	Color	Wiring
45-2222		15	DB25 Auto Switch, A/B, Directional	2	Putty	Straight Through
45-2580		17	8-way Auto Switch, DB25	8	Putty	Straight Through

For the latest information--[www.gcelectronics.com](http://www.gcelectronics.com)

All quantities are single; BU's are packages of 10 Unless otherwise noted.



Fig.1

### Monitor Data Switch

Retail Part No.	Bulk Part No.	Figure No.	Description	Port Nos.	Color	Wiring
45-2050		1	HD15 A/B	2	Putty	Straight Through




Fig. 5



Fig. 6



Fig. 7




Fig. 9

### Telephone, Voice & Data Switches

Retail Part No.	Bulk Part No.	Figure No.	Description	Port Nos.	Color	Wiring
45-2061		6	RJ11 (4c) or RJ12 (6C) A/B	2	Putty	Straight Through
<del>45-2064</del>		<del>6</del>	<del>RJ11 (4c) or RJ12 (6C) A/B/C/D</del>	<del>4</del>	<del>Putty</del>	<del>Straight Through</del>
45-2065		7	RJ11 (4c) or RJ12 (6C) "X" A/a/B/b or A/b/B/a	4	Putty	Straight Through
<b>45-2064-11</b>			RJ11 (4c) A/B/C/D	4	Putty	Straight Through
45-2056		9	RJ45 (8c) A/B/C	3	Putty	Straight Through



Fig. 10

### Specialty Switches

Retail Part No.	Bulk Part No.	Figure No.	Description	Port Nos.	Color	Wiring
45-2108		10	BNC A/B	2	Putty	Straight Through