


H G F E D C B A

4

4



LAYOUT SHOWN AS EXAMPLE

3

3

Keying Shown as example

CHARACTERISTICS

- Standard : Based on MIL-DTL-38999 Series III
- Shell Material : Aluminium
- Shell Plating : Black Zinc Nickel
- Insulator : Thermoplastic
- Contacts : Copper Alloy
- Seals & Grommet : Silicon Elastomer
- Contact Plating : Gold over copper Alloy 0.8µm minimum
- Durability : 500 Mating cycles
- Delivered with Souriau contacts and Accessories
- Temperature Range : -65°C to +175°C
- Salt Spray : 500 hours

Connector dimension	
Dim	Nominal
F	30.15 Max
Z	31.5 Max
VV THREAD	M25x1-6g

SOURIAU shall not be liable for any non-conformity or damage due to a use of the Products which does not comply with the Specifications issued by either of the Parties or by a third party (professional recommendation, technical notice.)

Country	Jurisdiction & Control List
FR	Not Listed

PN: 8D117Z26SN

A	24-09-2016	First Release	
ISS	DATE	Latest modification - by	MOD N°

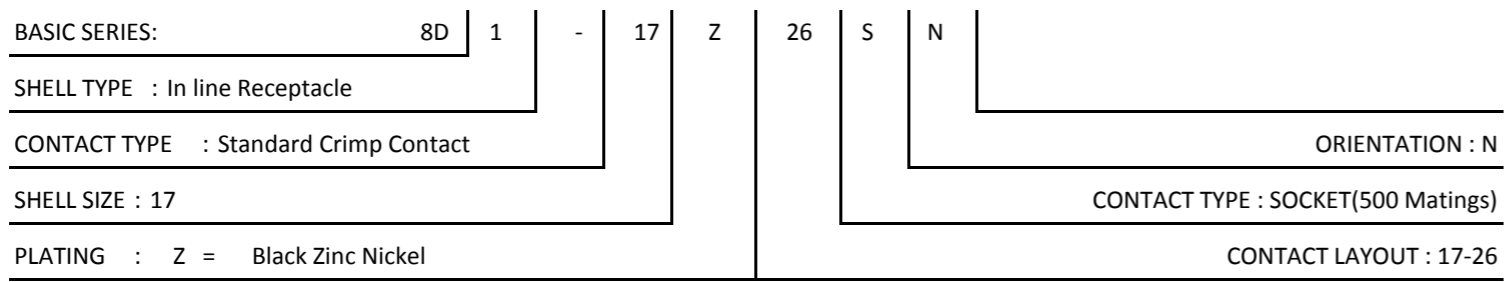
Designed By: _____ Date: _____ **CUSTOMER DRAWING**

TITLE	Aluminium Inline plug 8D series		
-------	---------------------------------	--	--

SCALE		General linear Tolerances:	NPRDS / PROJECT
NA		±--	859

SOURIAU	WWW.SOURIAU.COM	This document is the property of SOURIAU it must not be reproduced or communicated without permission
----------------	------------------------	--

FORMAT	SOURIAU DRG N° 8D117Z26SN-C		SHEET
A3			1/2



2

2

1

1

H G F E D C B A

4
3
2
1

4 3 2 1

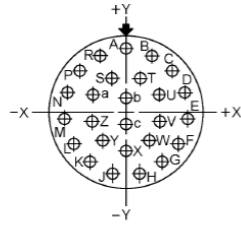
H G F E D C B A

H G F E D C B A

4 3 2 1

H G F E D C B A

Contact Layout



Contacts (Insert arrangement 17-26)					
Contact position ID	Contact location		Contact position ID	Contact location	
	X-axis (mm)	Y-axis (mm)		X-axis (mm)	Y-axis (mm)
A	+000 (0.00)	+321 (8.15)	P	-239 (6.07)	+214 (5.44)
B	+131 (3.33)	+293 (7.44)	R	-131 (3.33)	+293 (7.44)
C	+239 (6.07)	+214 (5.44)	S	-070 (1.78)	+177 (4.50)
D	+305 (7.75)	+099 (2.51)	T	+070 (1.78)	+177 (4.50)
E	+319 (8.10)	-034 (0.86)	U	+175 (4.45)	+094 (2.39)
F	+278 (7.06)	-161 (4.09)	V	+178 (4.52)	-036 (0.91)
G	+189 (4.80)	-260 (6.60)	W	+119 (3.02)	-151 (3.84)
H	+067 (1.70)	-314 (7.98)	X	+000 (0.00)	-203 (5.16)
J	-067 (1.70)	-314 (7.98)	Y	-119 (3.02)	-151 (3.84)
K	-189 (4.80)	-260 (6.60)	Z	-178 (4.52)	-036 (0.91)
L	-278 (7.06)	-161 (4.09)	a	-175 (4.45)	+094 (2.39)
M	-319 (8.10)	-034 (0.86)	b	+000 (0.00)	+065 (1.65)
N	-305 (7.75)	+099 (2.51)	c	+000 (0.00)	-065 (1.65)

Shell size	Arrangement no.	Number of contacts	Size contacts	Service rating	Contact position ID	Supersedes
17	-26	26	20	I	All	MS20053-26

SOURIAU shall not be liable for any non-conformity or damage due to a use of the Products which does not comply with the Specifications issued by either of the Parties or by a third party (professional recommendation, technical notice.)

Country	Jurisdiction & Control List
FR	Not Listed

PN: 8D117Z26SN

A	24-09-2016	First Release	
ISS	DATE	Latest modification - by	MOD N°
Designed By:		Date:	CUSTOMER DRAWING
TITLE	Aluminium Inline plug 8D series		
SCALE		General linear Tolerances:	NPRDS / PROJECT
NA		±--	859
SOURIAU	WWW.SOURIAU.COM		This document is the property of SOURIAU it must not be reproduced or communicated without permission
FORMAT	SOURIAU DRG N° 8D117Z26SN-C		SHEET 2/2