

REVISIONS				
P.	LTN.	DESCRIPTION	DATE	APP'D.
A		UPDATED VIEWS AND DIMENSIONS	18JAN2013	PR PR
A1		REVISED PER ECO-15-001850	10FEB2015	DD MB

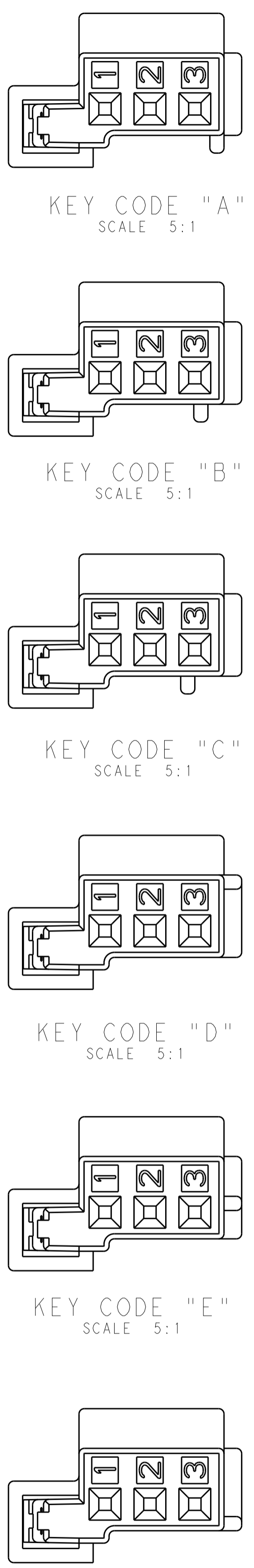
NOTE(S):

- ① COMPANY LOGO AND PART NUMBER
- ② MATERIAL IDENTIFIER
- ③ DATE CODE WHEEL
- ④ MOLD CAVITY ID

5. MAX WIRE SIZE RANGE FROM 0.75mm² FLR. SEE CABLE HARNESS FOR NUMBER OF CABLES. CURRENT CARRYING CAPACITY FOR CONTACT LOCATED IN MICRO QUADLOCK SYSTEM PRODUCT SPECIFICATION: 108-18030

- ⑥ OPTIONAL VOID CORING

KEYING



KEY CODE "A"
SCALE 5:1

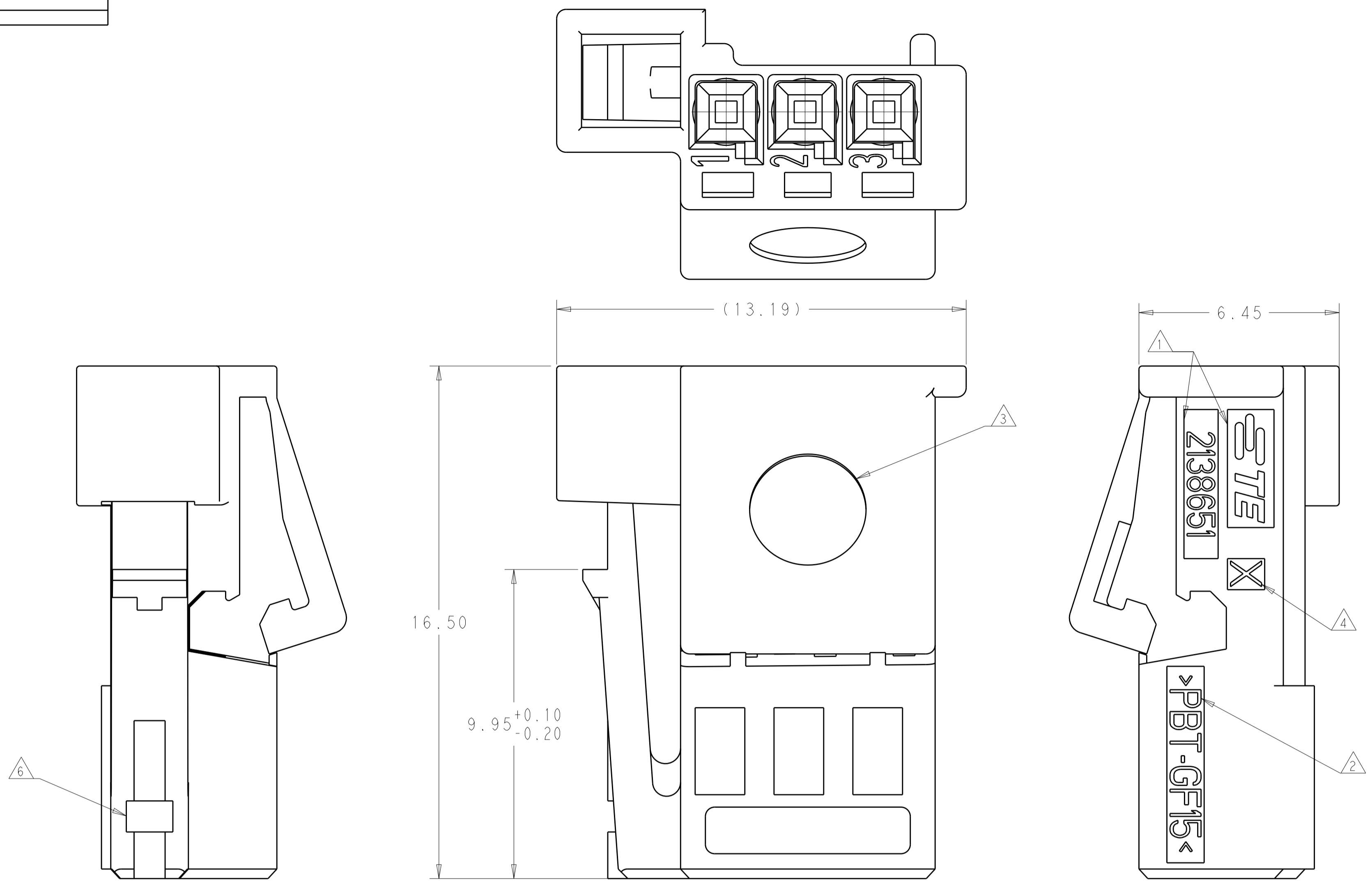
KEY CODE "B"
SCALE 5:1

KEY CODE "C"
SCALE 5:1

KEY CODE "D"
SCALE 5:1

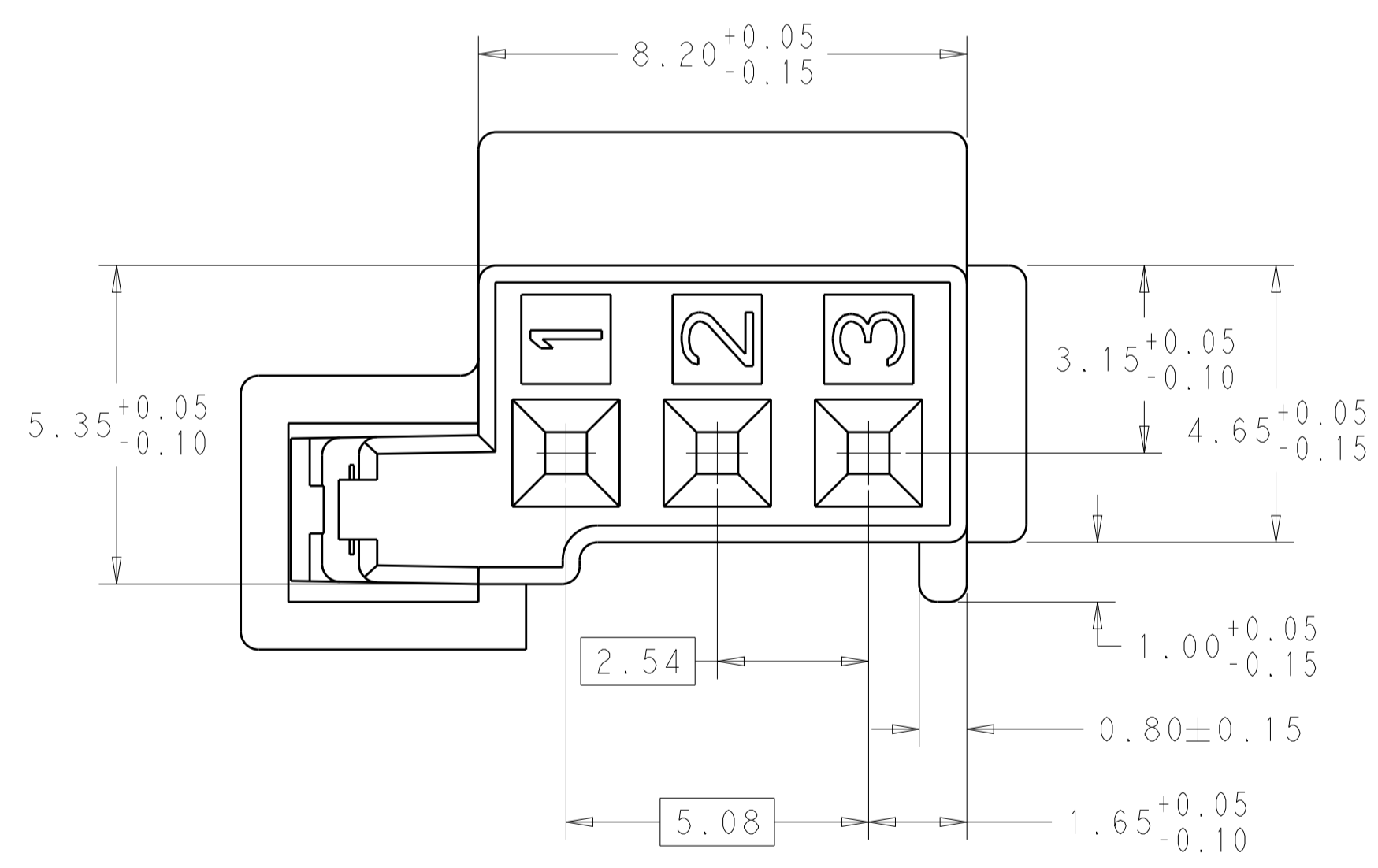
KEY CODE "E"
SCALE 5:1

KEY CODE "F"
SCALE 5:1



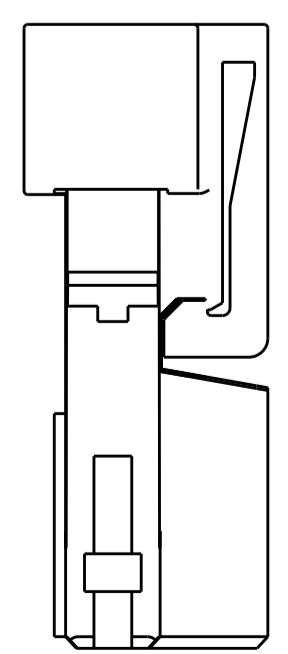
Dimensions: 13.19, 16.50, 9.95^{+0.10}/_{-0.20}, 6.45, 8.20^{+0.05}/_{-0.15}, 5.35^{+0.05}/_{-0.10}, 3.15^{+0.05}/_{-0.10}, 4.65^{+0.05}/_{-0.15}, 1.00^{+0.05}/_{-0.15}, 0.80±0.15, 1.65^{+0.05}/_{-0.10}, 2.54, 5.08.

Callouts: ①, ②, ③, ④, ⑥.



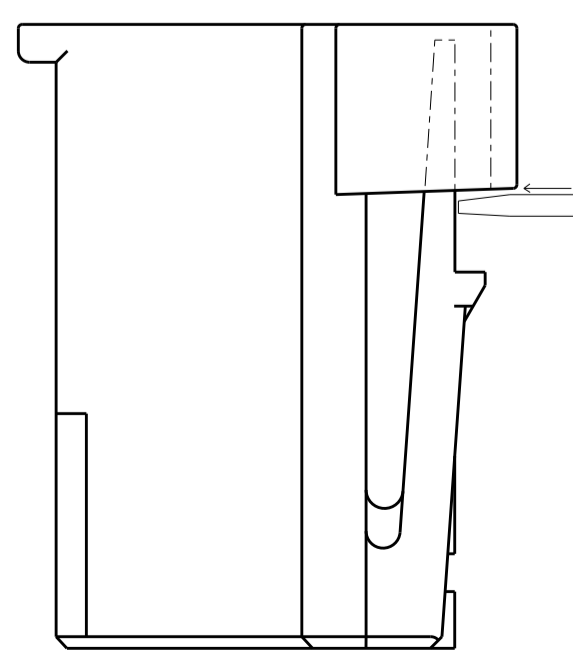
Dimensions: 8.20^{+0.05}/_{-0.15}, 5.35^{+0.05}/_{-0.10}, 3.15^{+0.05}/_{-0.10}, 4.65^{+0.05}/_{-0.15}, 1.00^{+0.05}/_{-0.15}, 0.80±0.15, 1.65^{+0.05}/_{-0.10}, 2.54, 5.08.

PLUG HOUSING IN LOCKED POSITION (TPA ENGAGED)



UNMATE PLUG FROM HEADER WITH SCREW DRIVER
RECOMMENDED SIZE: 50 X 2.5mm

PUSH DOWN IN SPACING BETWEEN PLUG LATCH WINDOW AND HEADER TO DEPRESS LATCH THEN ROTATE SCREWDRIVER TOWARDS HEADER TO REMOVE PLUG FROM HEADER ASSEMBLY



COLOR	KEY	MATERIAL	DESCRIPTION	TE P/N
GREEN	E	PBT-GF15	3 POSN MQS PLUG HOUSING	5-2138651-1
VIOLET	D	PBT-GF15		4-2138651-1
NATURAL	B	PBT-GF15		2-2138651-1
BLACK	A	PBT-GF15		1-2138651-1

THIS DRAWING IS A CONTROLLED DOCUMENT.

OWN: R. SANTOSH 12OCT2011
CHK: P. ROMAN 12OCT2011
APP'D: P. ROMAN 12OCT2011

TE Connectivity

NAME: PLUG HOUSING, 3P MQS UNSEALED (1-PIECE)

SIZE: A1 CAGE CODE: 2138651 DRAWING NO: 100779

MATERIAL: PBT-GF15

CUSTOMER DRAWING

SCALE: 10:1 SHEET: 1 OF 1 REV: A1