


## FEATURES

- All contacts can be used with any of the Trident mouldings in this catalogue.

The Trident Connector System offers the flexibility and diversity required by today's designers. One of the keys to the system is the range of contacts offered. Stamped and formed pins and sockets are available in one and two part format to cover most applications. Machined pins and sockets offer a rugged contact where a higher reliability is required.

- Comprehensive range of wire sizes
- Common extraction tool for all contacts
- No insertion tools required - tactile and audible sensing of full contact insertion in moulding
- Selection of performance options available
- Full range of crimp tooling
- Recognised under the Underwriters Laboratory (UL) component programme
- **The 3 part machined socket contact now incorporates the new "Starclip" design inner spring. This features six contact points for mating with the pin, giving good electrical performance.**



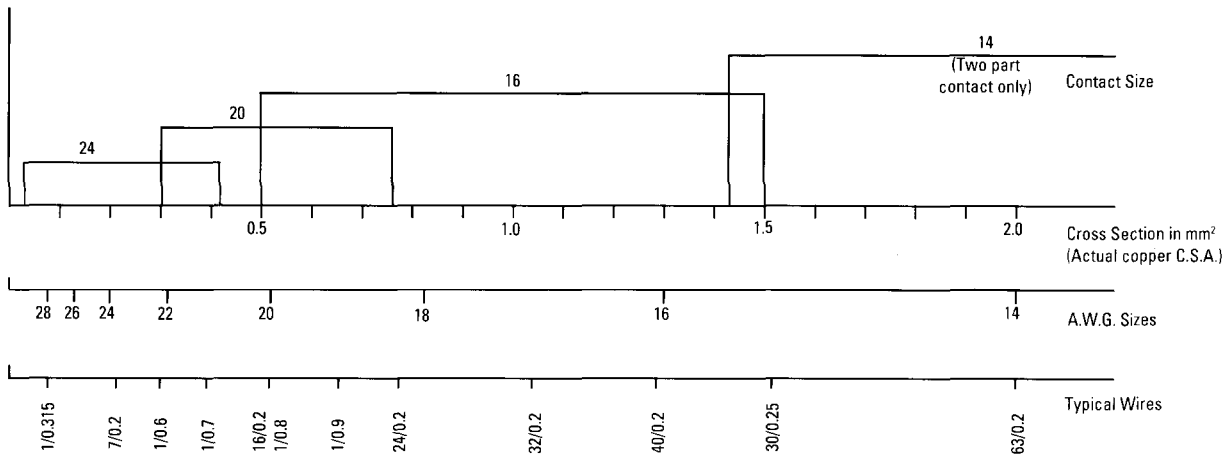
## TECHNICAL PERFORMANCE OF THE TRIDENT CONTACT RANGE

Characteristics	Performance		
	Three part machined	Two part formed	One part formed
Materials - body	Brass	Brass	Brass
- spring members	Beryllium copper	Brass	Integral
Current Rating	13 A	13 A	5 A
Contact Resistance (Initial)	5 m ohms	5 m ohms	5 m ohms
Mechanical Endurance	500 insertions	200 insertions	50 insertions

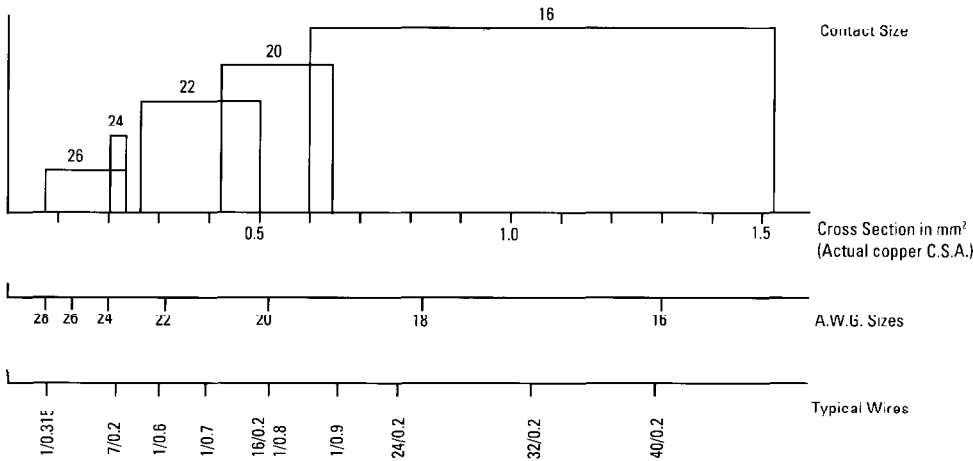
## PLATING SPECIFICATION - CONTACTING AREA ONLY

Description	Contact Type			Ordering Code
	Three part machined	Two part formed	One part formed	
3 microns gold	✓			X
1 micron gold	✓ (Socket only)	✓		Y
0.4 micron gold	✓ (Pin only)			Y
Gold flash	✓	✓		Z
Tin	✓	✓	✓	T

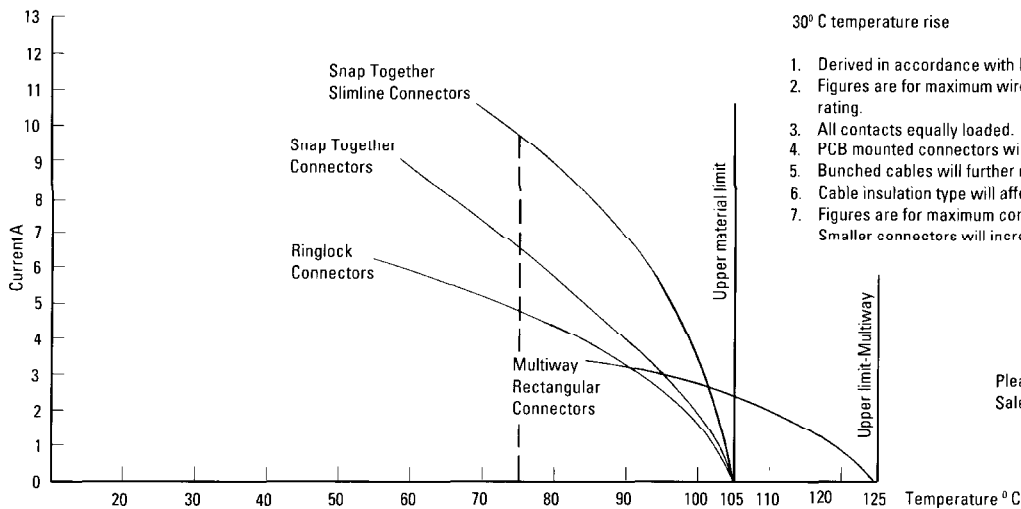
## CHOICE OF CONTACT SIZE - ONE AND TWO PART



## CHOICE OF CONTACT SIZE - THREE PART



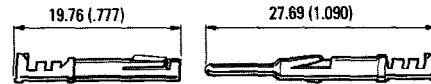
## CURRENT RATING CURVES



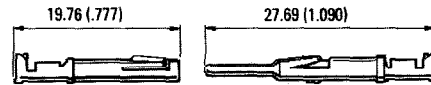
**ONE PART FORMED CONTACTS**

- Low cost contacts for non critical applications
- Made from copper alloy with a tin plating
- Integral contact and retention spring
- Available in reels of 3000 or loose in bags of 100
- Full support tooling available

Size 20 to 24 with insulation grip



Size 16 with insulation grip

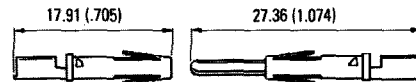


Contact Size AWG	Wire Range mm <sup>2</sup>	Insulation diameter	Strip length	Contact description	Order Code Pack of 100	Order Code Reel of 3000
24	.08	.89 (.035)	3.95 (.155) ± 0.25 (.009)	Pin	192922-1370	192990-2580
	.41	1.58 (.062)		Socket	192922-1380	192990-2610
20	.30	1.17 (.046)		Pin	192922-1390	192990-2570
	.75	2.08 (.081)		Socket	192922-1400	192990-2600
16	.50	2.00 (.078)		Pin	192922-1410	192990-2560
	1.50	3.00 (.118)		Socket	192922-1420	192990-2590

**TWO PART FORMED CONTACTS**

- Three plating styles available
- Separate retention spring
- Up to 200 mating cycles
- Wide range of wire sizes
- Full support tooling available

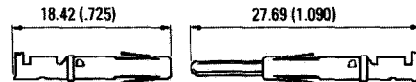
Size 14 no insulation grip



Size 20 to 26 with insulation grip



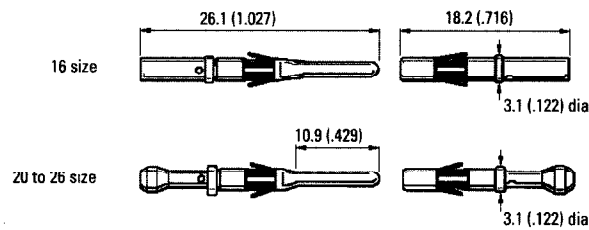
Size 16 with insulation grip



Contact Size AWG	Wire Range mm <sup>2</sup>	Insulation diameter	Contact description	Order Code Pack of 100 Tin plating	Order Code Pack of 100 Gold flash	Order Code Pack of 100 Plating Code Y	Order Code Reel of 3000 Tin plating	Order Code Reel of 3000 Gold flash	Order Code Reel of 3000 Plating Code Y
24	.08	.89 (.035)	Pin	192990-0020	192990-0080	192900-0448	192990-2510	192990-2650	192900-0406
	.41	1.58 (.062)	Socket	192990-0030	192990-0090	192900-0452	192990-2550	192990-2690	192900-0410
20	.30	1.17 (.046)	Pin	192990-0040	192922-1460	192900-0447	192990-2500	192990-2640	192900-0405
	.75	2.08 (.081)	Socket	192990-0050	192922-1470	192900-0451	192990-2540	192990-2680	192900-0409
16	.50	2.00 (.078)	Pin	192990-0060	192990-0100	192900-0446	192990-2490	192990-2630	192900-0404
	1.50	3.00 (.118)	Socket	192990-0070	192990-0110	192900-0450	192990-2530	192990-2670	192900-0408
14	1.50	No ins. grip	Pin	192990-1240	192990-1220	192900-0445	192990-2480	192990-2620	192900-0403
	2.50		Socket	192990-1250	192990-1230	192900-0449	192990-2520	192990-2660	192900-0407

## THREE PART MACHINED CONTACTS

- Separate contact and retention spring
- Up to 500 mating cycles
- Variety of plating options
- Choice of termination styles
- Full support tooling available



### CONTACTS (TURNED) COLOUR CODED TO UK STANDARDS - CRIMP BODIES

Insulation strip length-5.08 (.200) ±.25 (.009) except 16 AWG-7.11 (.279) ±.25 (.009)

Contact Size AWG	Wire Range mm <sup>2</sup>	Insulation diameter	Colour code	Contact description	Order Code Pack of 100 Plating code X	Order Code Pack of 100 Plating code Y	Order Code Pack of 100 Plating code Z	Order Code Pack of 100 Plating code T
26	.08	.90 (.035)	Black	Pin	192991-0101	192991-0100	192991-0099	192991-0102
	.23	1.40 (.055)		Socket	192991-0054	192991-0042	192991-0036	192991-0048
24	.20	1.05 (.041)	Blue	Pin	192991-0093	192991-0092	192991-0091	192991-0094
	.24	1.60 (.062)		Socket	192991-0055	192991-0043	192991-0037	192991-0049
22	.25	1.60 (.062)	Red	Pin	192991-0097	192991-0096	192991-0095	192991-0098
	.50	2.15 (.084)		Socket	192991-0056	192991-0044	192991-0038	192991-0050
20	.44	1.30 (.051)	Green	Pin	192991-0129	192991-0128	192991-0127	192991-0130
	.64	1.80 (.070)		Socket	192991-0057	192991-0045	192991-0039	192991-0051
20	.44	1.60 (.062)	Green	Pin	192991-0089	192991-0088	192991-0087	192991-0090
	.64	2.10 (.082)		Socket	192991-0058	192991-0046	192991-0040	192991-0052
16	.60	No ins. grip	Black	Pin	192991-0085	192991-0084	192991-0083	192991-0086
	1.51			Socket	192991-0059	192991-0047	192991-0041	192991-0053

### CONTACTS COLOUR CODED TO EUROPEAN STANDARDS - CRIMP BODIES

Insulation strip length-5.08 (.200) ±.25 (.009) except 16 AWG-7.11 (.279) ±.25 (.009)

Contact Size AWG	Wire Range mm <sup>2</sup>	Insulation diameter	Colour code	Contact description	Order Code Pack of 100 Plating code X	Order Code Pack of 100 Plating code Y	Order Code Pack of 100 Plating code Z	Order Code Pack of 100 Plating code T
* 26	.08	.90 (.035)	Black	Pin	192991-0101	192991-0100	192991-0099	192991-0102
	.23	1.40 (.055)		Socket	192991-0054	192991-0042	192991-0036	192991-0048
24	.20	1.05 (.041)	Red	Pin	192991-0153	192991-0152	192991-0151	192991-0154
	.24	1.60 (.062)		Socket	192991-0140	192991-0075	192991-0071	192991-0156
20	.44	1.60 (.062)	Blue	Pin	192991-0137	192991-0136	192991-0135	192991-0138
	.64	2.10 (.082)		Socket	192991-0141	192991-0076	192991-0072	192991-0157
16	.60	No ins. grip	Green	Pin	192991-0133	192991-0132	192991-0131	192991-0134
	1.51			Socket	192991-0142	192991-0077	192991-0073	192991-0158

\* Identical to UK colour coded items