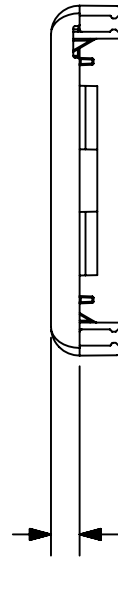
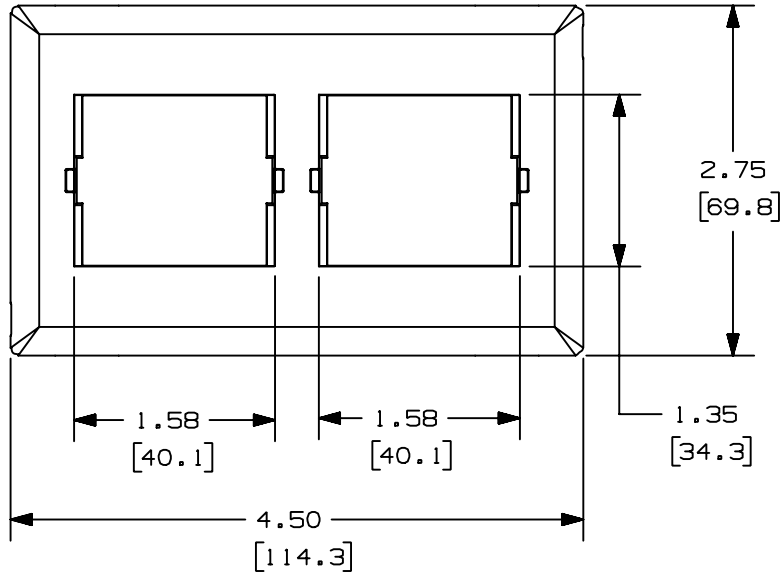


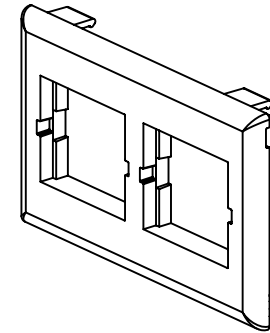
THIS COPY IS PROVIDED ON A RESTRICTED BASIS AND IS NOT TO BE USED IN ANY WAY DETRIMENTAL TO THE INTERESTS OF PANDUIT CORP.



PANDUIT P/N	WEIGHT
T70BH2	.60 LB/10 PCS (272 g/10 PCS)

NOTES:

- SEE CURRENT CATALOG FOR ADDITIONAL PART SUFFIXES TO INDICATE COLOR AND OR PACKAGE QUANTITY.
- B THE T70BH2 FACEPLATE WILL ACCEPT CHS2, CHS2S, CHF2, AND CHB2 SNAP-IN INSERTS.
- C THE T70BH2 BEZEL CAN BE USED WITH PANDUIT SURFACE RACEWAY SYSTEMS AND BOXES THAT ACCEPT 70mm SNAP-ON FACEPLATES (INCLUDES: T-70, TWIN-70, TE70, TG-70, ETC.)
- DIMENSIONS IN PARENTHESES ARE IN METRIC.



CAD FILENAME/LAYERS D36572BK_DC_T70BH2_02

PANDUIT CORP. TINLEY PARK, ILLINOIS

T-70 SNAP-ON CLASSIC SERIES HORIZONTAL
A FACEPLATE FOR 2 INSERTS (T70BH2)
 CUSTOMER DRAWING

UNLESS OTHERWISE SPECIFIED,
 DIMENSIONAL TOLERANCES ARE:
 (.X) ± (.XXX) ±
 (.XX) ±.03 (.8) ANGLES ±

UNLESS OTHERWISE SPECIFIED,
 ALL DIMENSIONS ARE GIVEN
 IN INCHES, THIRD ANGLE PROJECTION.

REV	DATE	BY	CHK	DESCRIPTION	ECN	CHK	CUST	SUP
2	03-13-00	JHNU	HIW	C. REV'D NOTE 3: ADDED TG-70	36572-11	HIW	HIW	
1	06-30-99	DW	HIW	A. REVISED TITLE NAME. B. NOTE 2 WAS BEZEL.	36572-11	HIW	HIW	
R	02-13-98	DW	HIW	RELEASED TO PRODUCTION.	36572-11	HIW	HIW	

DRAWN BY DW	MAT'L: PVC	SCALE NONE
DATE 02-13-98		DRAWING NO. 36572-11
CHECKED BY HIW		DWG A SIZE