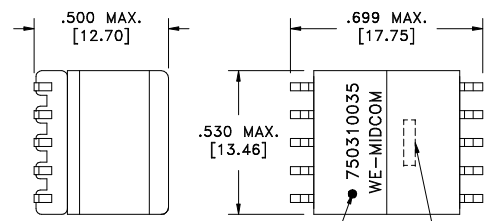
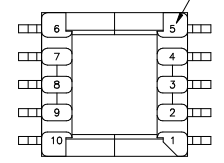


CUSTOMER TERMINAL	RoHS	LEAD(Pb)-FREE
Sn96%, Ag4%	Yes	Yes

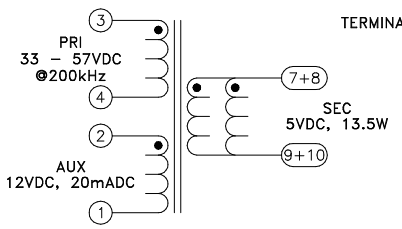
more than you expect



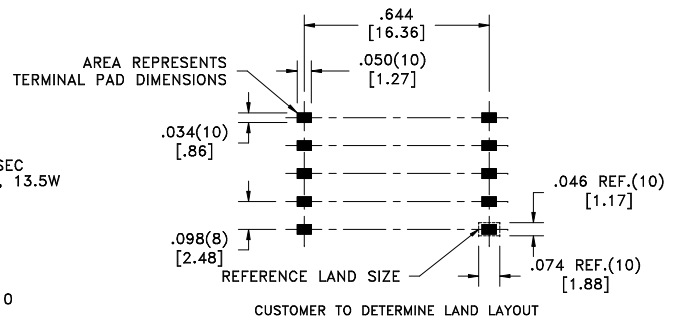
TERM. NO.'s FOR REF. ONLY



DOT LOCATES TERM. #1
LOT CODE & DATE CODE



Customer to tie terminals 7+8 & 9+10 internally on PC board



ELECTRICAL SPECIFICATIONS @ 25°C unless otherwise noted:

PARAMETER	TEST CONDITIONS	VALUE
D.C. RESISTANCE	3-4 @20°C	0.220 ohms max.
D.C. RESISTANCE	2-1 @20°C	0.250 ohms max.
D.C. RESISTANCE	7-9 tie(7+8, 9+10), @20°C	0.018 ohms max.
INDUCTANCE	3-4 10kHz, 100mVAC, Ls	77.4uH ±10%
LEAKAGE INDUCTANCE	3-4 tie(1+2, 7+8+9+10) 100kHz, 100mVAC, Ls	800nH max.
DIELECTRIC	3-7 tie(2+4, 9+10), 1500VAC, 1 second	-
DIELECTRIC	3-2 500VDC, 1 second	-
TURNS RATIO	(3-4):(7-9), tie(7+8, 9+10)	3.66:1, ±2%
TURNS RATIO	(3-4):(2-1)	1.47:1, ±2%

GENERAL SPECIFICATIONS:
OPERATING TEMPERATURE RANGE: -40°C to +125°C.

REV.	DATE	Packaging Specifications	CONVENTION PLACEMENT
6A	12/07	Method: Tape & Reel PKG-0499 www.midcom-inc.com	
SEE REVISION SHEET FOR REVISION LEVEL			

Tolerances unless otherwise specified:
Angles: ±1° Decimals: ±.005 [.13]
Fractions: ±1/64 Footprint: ±.005 [.13]

This drawing is dual dimensioned. Dimensions in brackets are in millimeters.

DRAWING TITLE
TRANSFORMER

eiSos p/n: 750310035

PART NO.
750310035

compliant RoHS
SPECIFICATION SHEET 1 OF 1