



**PART No. EN4SD363610LG**

for more information visit

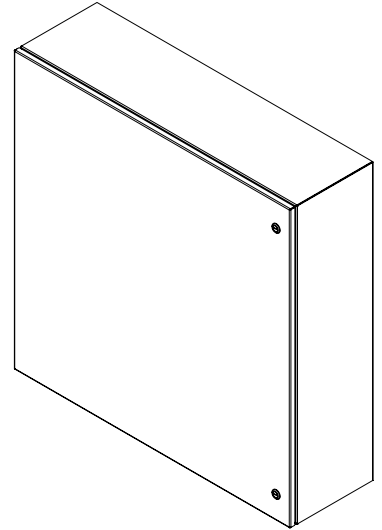
[www.hammfg.com](http://www.hammfg.com)

Data subject to change without notice


Isometric drawing Not to Scale



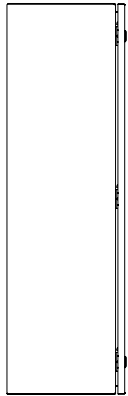
**TOP VIEW**



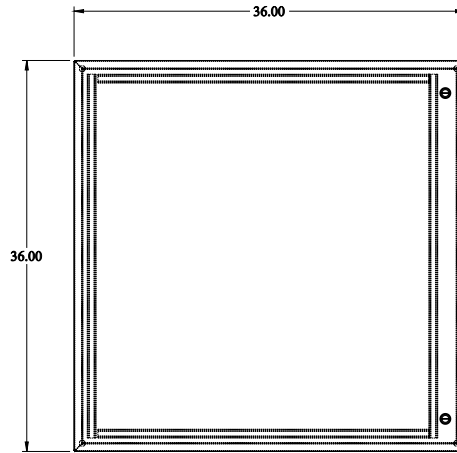
**ISOMETRIC VIEW**




**BACK VIEW**



**LEFT SIDE VIEW**



**FRONT VIEW**



**RIGHT SIDE VIEW**



**BOTTOM VIEW**