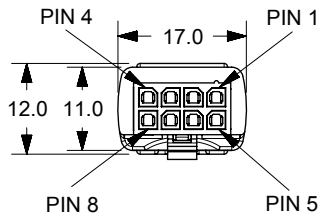
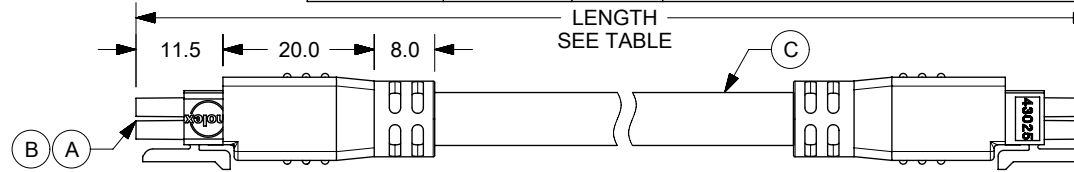


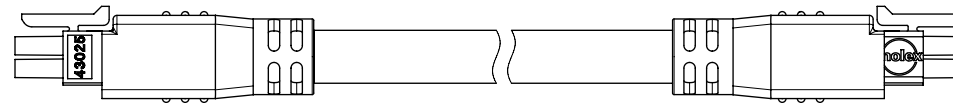
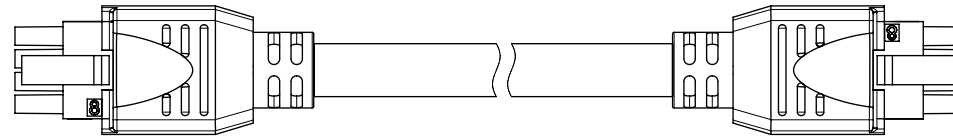
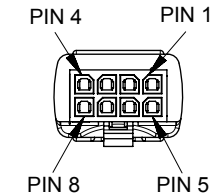
REVISIONS				
EC NO	DATE	REV	DESCRIPTION	CHANGER
NA	2016/08/01	A	INITIAL RELEASE	LH LIU
CY17-5287	2017/04/14	B	CHANGE RAW CABLE	LH LIU



P1



P1



NOTES:

- MOLDING MATERIAL:
 - INNERMOLD AND STOPPER MOLD: PE RESIN.
 - OVERMOLD: BLACK PVC RESIN.
- ELECTRICAL PERFORMANCE:
 - CURRENT RATING: 3.5 AMPS.
(EACH APPLICATION SHOULD BE EVALUATED BY THE END USER FOR COMPLIANCE TO SPECIFIC SAFETY AGENCY REQUIREMENTS. THE RATING IS PROVIDED AS REFERENCE. APPROPRIATE DE-RATING IS REQUIRED BASED ON AMBIENT CONDITIONS, COPPER TRACE SIZE ON THE PCB, GROSS HEATING FROM ADJACENT MODULES/COMPONENTS AND OTHER FACTORS THAT INFLUENCE CONNECTOR PERFORMANCE.)
 - VOLTAGE RATING: 300V AC.
 - THIS PRODUCT MUST PASS 100% CONTINUITY TEST PER MOLEX ES-000.
 - DIELECTRIC STRENGTH: 500V DC/0.01 SEC.
 - INSULATION RESISTANCE: 20M OHMS.
- MECHANICAL PERFORMANCE:
 - OVERMOLD SIDE CAN WITHSTAND 5KGF AXIAL TENSILE FORCE FOR ONE MINUTE WITHOUT PHYSICAL DAMAGE.
 - OVERMOLD SIDE CAN PASS THE BENDING TEST IN 100 CYCLES AT EACH OF 2 PLANES, PER EIA364-41 CONDITION I.
 - MINIMUM DYNAMIC BEND RADIUS: 70MM
 - MINIMUM STATIC BEND RADIUS: 35MM
- TEMPERATURE:
 - OPERATING TEMPERATURE: -20 TO 80 C DEG.
(INCLUDING T-RISE FROM APPLIED CURRENT)
- ALL MATERIALS MUST MEET RoHS 2011/65/EU.

TABLE

2451320850	MICROFIT 8 CIRCUIT BLACK 5M OM	5000±50
2451320830	MICROFIT 8 CIRCUIT BLACK 3M OM	3000±30
2451320820	Microfit 8 Circuit Black 2M OM	2000±20
2451320810	Microfit 8 Circuit Black 1M OM	1000±15
2451320805	Microfit 8 Circuit Black 500M OM	500+/-10
PN	TITLE	LENGTH

C	8CX20AWG;UNSH;PVC;BK;7.0MM;UL2464	SEE TABLE	
B	MicroFit 3.0 DR Rcpt 8Ckt		2
A	MicroFit 3.0 F Crp Term Chn Tin 20-24		16
ITEM	DESCRIPTION	L(MM)	Q'TY

WIRING CHART		
P1	WIRE COLOR	P2
PIN 1	BLACK	PIN 1
PIN 2	RED	PIN 2
PIN 3	WHITE	PIN 3
PIN 4	GREEN	PIN 4
PIN 5	ORANGE	PIN 5
PIN 6	BLUE	PIN 6
PIN 7	YELLOW	PIN 7
PIN 8	GRAY	PIN 8

QUALITY SYMBOLS	THIS DRAWING CONTAINS INFORMATION THAT IS PROPRIETARY TO MOLEX ELECTRONIC TECHNOLOGIES, LLC AND SHOULD NOT BE USED WITHOUT WRITTEN PERMISSION 2017/02/24 2017/04/14 2017/04/16	GENERAL TOLERANCES (UNLESS SPECIFIED) ANGULAR TOL ± 2.0 ° 4 PLACES ± 3 PLACES ± 2 PLACES ± 0.25 1 PLACE ± 0.5 0 PLACES ±	DIMENSION UNITS	SCALE		
			MM	1:1		
= 0 = 0 = 0 = 0 = 0 = 0 = 0 = 0	EC NO: 115812 DRWN: XJGU001 CHK'D: LH LIU APPR: FNIE	DRWN BY: XJGU001 DATE: 2016/06/27 CHK'D BY: LH LIU DATE: 2016/07/28 APPR BY: FNIE DATE: 2016/08/16	PRODUCT CUSTOMER DRAWING			
DRAFT WHERE APPLICABLE MUST REMAIN WITHIN DIMENSIONS	DRAWING SIZE: A4 THIRD ANGLE PROJECTION	SERIES: 201440 MATERIAL NUMBER: SEE TABLE CUSTOMER: GENERAL MARKET	SEE TABLE			
			DOCUMENT NUMBER: 2014400096	DOC TYPE: PSD	DOC PART: 000	SHEET NUMBER: 1 OF 1