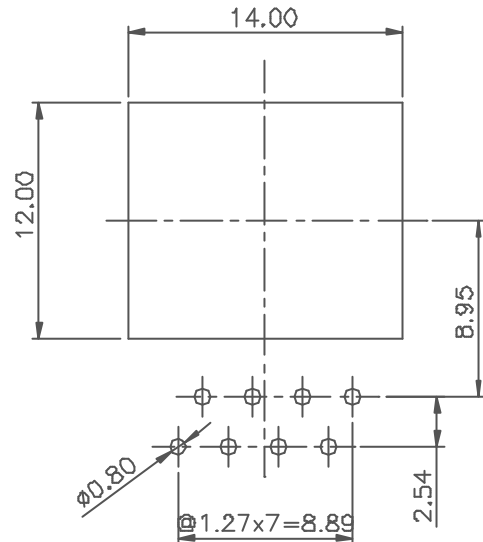
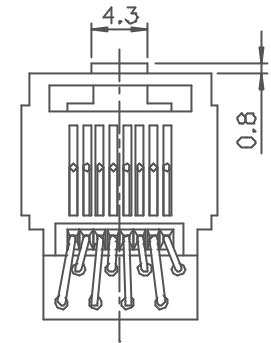
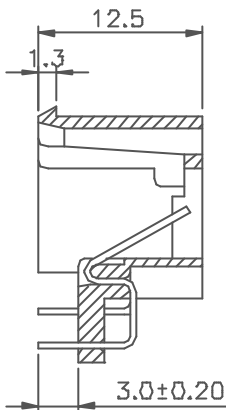
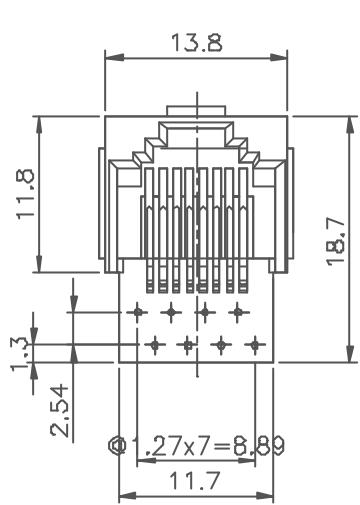


REVISION RECORD				
REV	ECO	DESCRIPTION	DRFT	CHKD



NOTES:

ELECTRICAL;

- 1.VOLTAGE RATING : 125 VAC RMS.
- 2.CURRENT RATING : 1.5 AMP.
- 3.CONTACT RESISTANCE : 30 MINIOHMS MAX.
- 4.INSULATION RESISTANCE : 1000 MEGOHMS MIN @ 500 VDC.
- 5.DIELECTRIC STRENGTH : 1000 VAC RMS 60Hz, 1MIN.

MECHANICAL:

- 1.HOUSING MATERIAL : GLASS FILLED POLYESTER UL94V-0.
- 2.CONTANT MATERIAL : PHOSPHOR BRONZE ϕ 0.46mm.
- 3.PLATING : GOLD PLATING OVER NICKEL.
- 4.OPERATING LIFE : 750 CYCLES MIN.
- 5.PCB RETENTION PRE-SOLDER : 1 LB MIN.
- 6.PCB RETENTION POST-SOLDER : 10 LBS MIN.

ENVIRONMENTAL:

- 1.STORAGE : -40°C TO +85°C.
- 2.OPERATION : 0°C TO 70°C.

MATES WITH MODULAR PLUG CONFORMING TO FCC PART 68, SUBPART F.

PART NUMBER:E528X-S00XKX

- 2- 2C
- 4- 4C
- 6- 6C
- 8- 8C
- 1- 3u" 2- 6u"
- 3- 15u" 4- 30u"
- 5- 50u" 6- Pd20u"
- 0- A06-0100 BK.
- 4- A06-0110 GY.

PC Board Layout Component Side Shown

<p>← MM (INCH) →</p>		<p>DFTD Carvey DATE 5/22/00</p>	<p>FULL RISE ELECTRONIC CO., LTD</p>	
<p>TOLERANCES EXCEPT AS NOTED</p>		<p>CHKD YUAN DATE 5/22/00</p>	<p>TITLE</p>	
<p>M/M</p>	<p>±</p>	<p>MFO LMJ DATE 5/22/00</p>	<p>BOTTOM ENTRY PCB JACK 8P</p>	
<p>.0 ± 0.2</p>	<p>±</p>	<p>APPVL EDWARD DATE 5/22/00</p>	<p>DRAWING NO. GE523A27 SIZE A3 REV 6/22/00</p>	
<p>.00 ± 0.15</p>	<p>±</p>	<p>MATERIAL :</p>	<p>/PART NO. SEE NOTE</p>	
<p>.000 ± 0.075</p>	<p>±</p>	<p>QTY :</p>	<p>DO NOT SCALE DRAWING SHEET 1 OF 1</p>	
<p>ANGLES ±</p>	<p>±</p>	<p>FINISH :</p>	<p>SCALE : 1.25:1</p>	
<p>THIRD ANGLE PROJECTION</p>		<p>SCALE : 1.25:1</p>	<p>DO NOT SCALE DRAWING SHEET 1 OF 1</p>	