


# LC Fiber Optic Adapters

# PANDUIT®

SPECIFICATION SHEET

## specifications

LC small form factor (SFF) fiber optic adapters with integrated panel retention clips are TIA/EIA-604 FOCIS-10 compatible. Each LC simplex adapter shall connect one LC connector pair in one module space. Each LC duplex adapter shall connect two LC connector pairs in one module space.



## technical information

<b>Standards requirements:</b>	TIA/EIA-604 FOCIS-10 compatible; exceeds TIA/EIA-568-B.3 requirements
<b>Split sleeve material:</b>	Phosphor bronze or zirconia ceramic (required for singlemode applications)
<b>Insertion loss:</b>	.1dB average (multimode and singlemode); supports the performance of FOCIS-10 compliant connectors/patch cords
<b>Return loss:</b>	Supports singlemode (>40dB for SPC and >55dB for UPC) and multimode (>20dB) connector polish performance

\*Panduit LC Connector/Adapter connection

## key features and benefits

<b>Integrated panel retention clips:</b>	No metal clips to become bent, damaged or lost; simplex adapter clips automatically adjust for FOCIS-10 compliant panel thickness variations for improved mounting
<b>Superior weld strength:</b>	Provides a more durable product under stress for improved reliability and increased life
<b>LC duplex adapters fit SC simplex adapter openings:</b>	Doubles the density in the same rack space; substitute simplex SCs with duplex LCs to increase connectivity 100%
<b>Short flange design:</b>	Improved modularity and higher density usage
<b>Choice of phosphor bronze or zirconia ceramic split sleeves:</b>	Provides an adapter split sleeve material option to fit specific network requirements
<b>Adapters available in Mini-Com® Modules:</b>	System flexibility; modules are interchangeable within Panduit® Mini-Com® Outlets, Boxes and Patch Panels
<b>Adapters available in patch panels, fiber adapter panels (FAPs) and Opticom® QuickNet™ Pre-Terminated MTP* Cassettes:</b>	Provides a complete LC system solution
<b>Modules available in multiple colors:</b>	Allows color-coding for network segregation

## applications

Panduit LC SFF Fiber Optic Adapters can be used with Mini-Com® Modules, Patch Panels, Faceplates and Surface Mount Boxes for a complete LC system solution. LC adapters provide a rugged solution for LANs, public networks, storage area networks and fiber-to-the-desk applications. The high-density design and 1.25mm ferrules double the port density (compared to SC connectors) to reduce space requirements on racks,

enclosures, panels and faceplates. LC adapters can also be mounted in high-density applications within Opticom® QuickNet™ Pre-Terminated MTP\* Cassettes and Fiber Enclosures, and Opticom® Fiber Adapter Panels (FAPs) and Enclosures. HDCRT Connector Removal Tool can be used to simplify removal of connectors in high-density applications.

\*MTP is a registered trademark of US Conec Ltd.

[www.panduit.com](http://www.panduit.com)

## LC Fiber Optic Adapters

<b>Duplex MM:</b>	FADSLCEI-L
<b>Duplex:</b>	FADSLCAQ-L
<b>Simplex (zirc.):</b>	FASSLCZAQ-L
<b>Duplex (zirc.):</b>	FADSLCZAQ-L
<b>Simplex SM (zirc.):</b>	FASSLCZBU-L
<b>Duplex SM (zirc.):</b>	FADSLCZBU-L

L = Bag of 50 adapters; 100 per carton.

## Mini-Com® LC Adapter Modules

<b>Duplex MM:</b>	CMDSLC**
<b>Duplex:</b>	CMDSAQLCBL
<b>Duplex (zirc.):</b>	CMDSAQLCZBL
<b>Duplex SM (zirc.):</b>	CMDSLCZ**

## Opticom® LC Fiber Adapter Panels

<b>6 Duplex MM:</b>	FAP6WEIDL
<b>6 Duplex (zirc.):</b>	FAP6WAQDL
<b>6 Duplex SM (zirc.):</b>	FAP6WBUDL
<b>12 Duplex MM:</b>	FAP12WEIDL
<b>12 Simplex SM (zirc.):</b>	FAP12WBUL

## Opticom® QuickNet™

### Pre-Terminated MTP\* Cassettes

<b>6 LC to MTP* (12f):</b>	FC^12-10
<b>12 LC to 2 MTP* (24f):</b>	FC^24-10

## LC Simplex Fiber Optic Connectors

<b>Multimode:</b>	FLCSMEI
<b>Singlemode:</b>	FLCSSBU

## LC Duplex Fiber Optic Connectors

<b>Multimode (1.6 – 2mm):</b>	FLCDMEI
<b>Singlemode (1.6 – 2mm):</b>	FLCDSBU
<b>Multimode (900µm):</b>	FLCDM900EI
<b>Singlemode (900µm):</b>	FLCDS900BU

## Opti-Core® Fiber Optic Patch Cords

<b>Duplex LC to LC:</b>	F^E10-10M‡
<b>Simplex LC to LC:</b>	F^F10-10M‡
<b>Simplex LC to pigtail:</b>	F^B10-NM‡

## HD Connector Removal Tool

<b>For LC and SC</b>	HDCRT
----------------------	-------

\*\*Substitute for module color:

EI = Electric Ivory	BU = Blue
IG = International Gray	WH = White
TG = Technical Gray	BL = Black
AW = Arctic White	IW = Off White
EW = European White	

^Substitute for fiber type:

X (OM3/OM4 50/125µm),
5 (OM2 – 50/125µm),
6 (OM1 – 62.5/125µm) or 9 (OS1 – 9/125µm).

‡Substitute for length in meters: 1, 2, 3, 5 or 10 for patch cords, and 1, 2 or 3 for pigtails; singlemode patch cords are also available in 12, 15, 25 or 30 meter lengths. Contact Customer Service for other available lengths.

# LC Fiber Optic Adapters

## design information

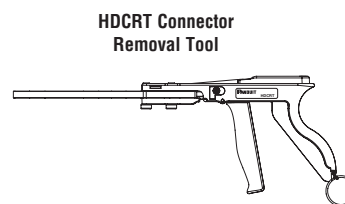

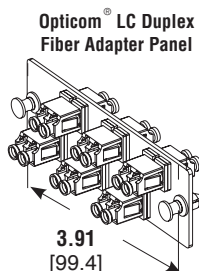
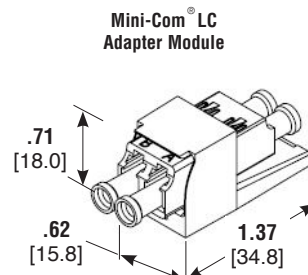
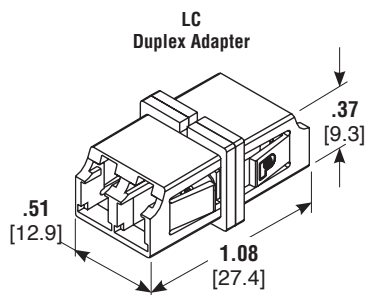
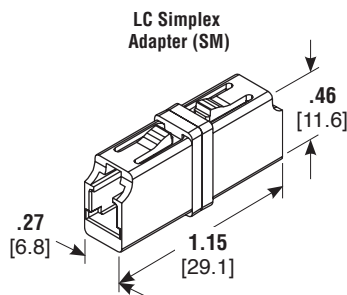
LC Adapter Type	Description	Application Type
Sr./Sr. (Senior/Senior)	Has a FOCIS-10 senior adapter interface (without keyway) at each end. Both ends accept FOCIS-10 compatible senior LC connectors (non-keyed; spring loaded ferrules).	Typically used for patch panel and outlet applications, including behind the wall applications.

## selection information

Sr./Sr. Part Number	Adapter Type	Split Sleeve Material	Adapter Color	Module Color	Average Insertion Loss ^	Return Loss^
<b>LC Adapters</b>						
FADSLCEI-L	Multimode Duplex	Phosphor Bronze	Electric Ivory	N/A	.1dB	>20dB
FADSLCAQ-L	Multimode Duplex	Phosphor Bronze	Aqua	N/A		
FASSLCZAQ-L	Multimode Simplex	Zirconia Ceramic	Aqua	N/A		
FADSLCZAQ-L	Multimode Duplex	Zirconia Ceramic	Aqua	N/A		
FASSLCZBU-L	Singlemode Simplex	Zirconia Ceramic	Blue	N/A	>40dB	
FADSLCZBU-L	Singlemode Duplex	Zirconia Ceramic	Blue	N/A		
<b>LC Adapter Modules</b>						
CMDSLCEI	Multimode Duplex	Phosphor Bronze	Electric Ivory	Various**	.1dB	>20dB
CMDSAQLCBL	Multimode Duplex	Phosphor Bronze	Aqua	Black		
CMDSAQLCZBL	Multimode Duplex	Zirconia Ceramic	Aqua	Black		
CMDSLCZBU	Singlemode Duplex	Zirconia Ceramic	Blue	Various**		

^Panduit LC Connector/Adapter connection.

\*\*For other colors, replace suffix EI or BU with EI (Electric Ivory), BU (Blue), IG (International Gray), WH (White), TG (Technical Gray), BL (Black), AW (Arctic White), IW (Off White) or EW (European White).



Dimensions are in inches. [Dimensions in brackets are metric].

### WORLDWIDE SUBSIDIARIES AND SALES OFFICES

PANDUIT CANADA  
Phone: 800.777.3300

PANDUIT EUROPE LTD.  
London, UK  
cs-emea@panduit.com  
Phone: 44.20.8601.7200

PANDUIT SINGAPORE PTE. LTD.  
Republic of Singapore  
cs-ap@panduit.com  
Phone: 65.6305.7575

PANDUIT JAPAN  
Tokyo, Japan  
cs-japan@panduit.com  
Phone: 81.3.6863.6000

PANDUIT LATIN AMERICA  
Guadalajara, Mexico  
cs-la@panduit.com  
Phone: 52.33.3777.6000

PANDUIT AUSTRALIA PTY. LTD.  
Victoria, Australia  
cs-aus@panduit.com  
Phone: 61.3.9794.9020

For a copy of Panduit product warranties, log on to [www.panduit.com/warranty](http://www.panduit.com/warranty)

For more information

Visit us at [www.panduit.com](http://www.panduit.com)

Contact Customer Service by email: [cs@panduit.com](mailto:cs@panduit.com)  
or by phone: 800.777.3300

©2017 Panduit Corp.  
ALL RIGHTS RESERVED.  
FBSP131--SA-ENG  
3/2017