

M12-Round-Plug Connector, Double-Ended Cordsets, According to IEC 61076-2-101

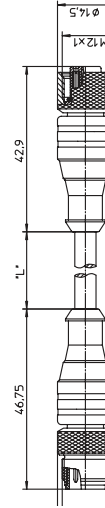
RST -RKT | RST-RKWT



3-, 4-, 5-, and 8-Poles

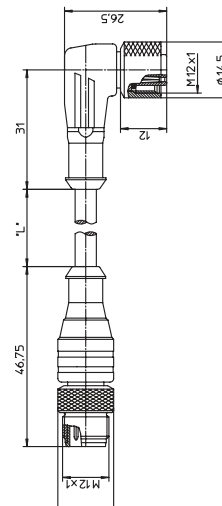
Actuator/sensor cordset, double-ended, M12, 3-, 4-, 5-, and 8-poles, male straight to female straight connector with self-locking thread and molded cable, IEC color code.

RST-RKT



Actuator/sensor cordset, double-ended, M12, 3-, 4-, 5-, and 8-poles, male straight to female 90° connector with self-locking thread and molded cable, IEC color code.

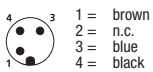
RST-RKWT



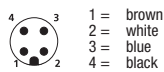
Pin Assignments

M12

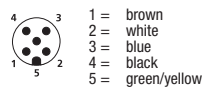
3 poles



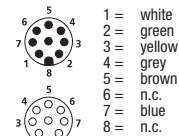
4 poles



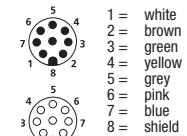
5 poles



6 poles



8 poles



Be Certain with Belden

M12-Round-Plug Connector, Double-Ended Cordsets, According to IEC 61076-2-101 RST-RKT | RST-RKWT

Technical Data

Environmental

Degree of protection IP 67 / NEMA 6P
Operating temperature range -25°C (-13°F) / +80°C (+176°F)

Mechanical

Housing / Molded body TPU
Insert TPU
Contact RST: CuSn, pre-nickel and 0.8 microns gold-plated
RKT / RKWT: CuSn, pre-nickel and 0.3 microns gold-plated
Coupling nut CuZn, nickel-plated
O-ring FKM (only RKT / RKWT)

Electrical

Contact resistance ≤ 5 mΩ
Nominal current at 40°C 3–5 poles 4 A
6–8 poles 2 A
Nominal voltage 3–4 poles 240 V
5 poles 60 V, 6–8 poles 30 V
Rated voltage 3–4 poles 250 V
5 poles 63 V, 6–8 poles 36 V
Test voltage 3–4 poles 2.0 kV eff. / 60 s
5–8 poles 1.5 kV eff. / 60 s
Insulation resistance > 10⁹ Ω
Pollution degree 3

Cable Specifications

| Cable No. | Outer Jacket | Conductor Size | Jacket Color | OD |
|-----------|--|--------------------------|--------------|----------------|
| 224 | PUR, halogen-free | 3 x 0.34 mm ² | Black | .169" (4.3 mm) |
| 225 | PUR, halogen-free | 4 x 0.34 mm ² | Black | .185" (4.7 mm) |
| 228 | PUR, halogen-free | 5 x 0.50 mm ² | Black | .213" (5.4 mm) |
| 251 | PUR, halogen-free welding spark proof | 4 x 0.34 mm ² | Orange | .185" (4.7 mm) |
| 259 | PUR, halogen-free welding spark proof | 5 x 0.50 mm ² | Orange | .217" (5.5 mm) |
| 268 | PUR, halogen-free welding spark proof | 6 x 0.34 mm ² | Orange | .236" (6.0 mm) |
| 282 | PUR, halogen-free | 7 x 0.25 mm ² | Black | .236" (6.0 mm) |
| 337 | PUR, halogen-free | 6 x 0.34 mm ² | Black | .236" (6.0 mm) |

Flex rating for 224/225/228 cable

C-Track flexing: Greater than 5 million bending cycles

Torsion flexing: > 5 million cycles guaranteed – +/- 360° per 1 m length

Cordsets
Double-Ended

| Part Number | Pins | Outer Jacket | Standard Cable Lengths | Characteristics |
|--|------|--|---|-----------------|
| RST 3-RKT 4-3-224/...M RST 3-RKWT 4-3-224/...M | 3 | PUR, halogen-free | 0.3 M / 0.6 M / 1 M / 1.5 M / 2 M / 5 M | |
| RST 4-RKT 4-225/...M RST 4-RKWT 4-225/...M | 4 | PUR, halogen-free | 0.3 M / 0.6 M / 1 M / 1.5 M / 2 M / 5 M | |
| RST 4-RKT 4-251/...M | | PUR, halogen-free, weld spark proof | 0.3 M / 0.6 M / 1 M / 1.5 M / 2 M / 5 M | |
| RST 5-RKT 5-228/...M | 5 | PUR, halogen-free | 0.3 M / 0.6 M / 1 M / 1.5 M / 2 M / 5 M | |
| RST 5-RKT 5-259/...M | | PUR, halogen-free, weld spark proof | 0.3 M / 0.6 M / 1 M / 1.5 M / 2 M / 5 M | |
| RST 8-RKT 8-6-268/...M RST 8-RKWT 8-6-268/...M | 6 | PUR, halogen-free, weld spark proof | 2 M / 5 M / 10 M | |
| RST 8-RKT 8-6-337/...M RST 8-RKWT 8-6-337/...M | | PUR, halogen-free | 2 M / 5 M / 10 M | |
| RST 8-RKT 8-282/...M RST 8-RKWT 8-282/...M | 8 | PUR, halogen-free | 0.3 M / 0.6 M / 1 M / 1.5 M / 2 M / 5 M | |