

Features

Suitable for:

- Hoods / housings sizes 10 B, 16 B, 24 B, 32 B, 48 B
- Hoods / housings for Han-Eco®, sizes 6 B, 10 B, 16 B, 24 B
- Hoods / housings for Han-Snap®, sizes 10 B, 16 B, 24 B
- Han-Modular® Docking frame and Hinged frame size 10 B, 16 B, 24 B
- Up to 3 Han-Yellock® multipliers can be used in one multiplier block
- By using the multipliers, the potential of one up to five contacts can be multiplied
- Suitable only for use with Han® E male contacts

Technical characteristics

Specifications

DIN EN 60 664-1
DIN EN 61 984

Inserts


Number of contacts	15
Electrical data acc. to EN 61 984	16 A 500 V 6 kV 3
Rated current	16 A
Rated voltage	500 V
Rated impulse voltage	6 kV
Pollution degree	3
Electrical data, pollution degree 2	16 A 690 V 8 kV 2
Insulation resistance	≥ 10 ¹⁰ Ω
Material	Polycarbonate
Limiting temperatures	-40 °C ... +125 °C
Flammability acc. to UL 94	V 0
Mechanical working life - mating cycles	≥ 500

Contacts

Material	Copper alloy
Surface	
- hard-silver plated	3 μm Ag
- hard-gold plated	2 μm Au over 3 μm Ag Ni
Contact resistance	≤ 1 mΩ
Crimp terminal	
- mm ²	0.14 ... 4 mm ²
- AWG	26 ... 12


Number of contacts

1 – 15



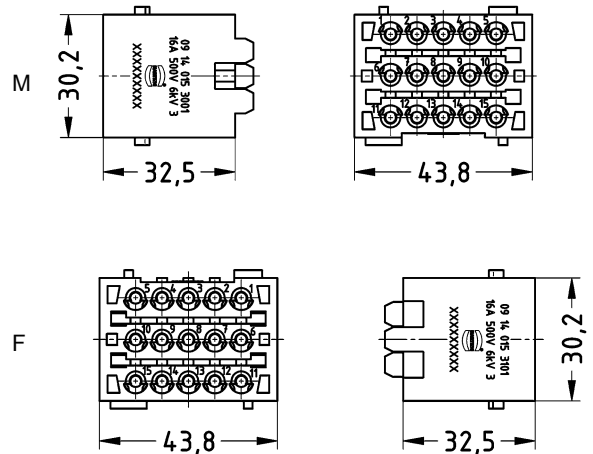
Identification Part number
Male insert (M) Female insert (F) Drawing Dimensions in mm

Han-Yellock®
Multiplier block



09 14 015 3001

09 14 015 3101



Identification Wire gauge
mm² Part number
male contact Drawing Dimensions in mm

Crimp termination

Power contacts

0.14-0.37

09 33 000 6127

silver plated

0.5

09 33 000 6121

0.75

09 33 000 6114

1

09 33 000 6105

1.5

09 33 000 6104

2.5

09 33 000 6102

3

09 33 000 6106

4

09 33 000 6107

Power contacts

0.14-0.37

09 33 000 6117

gold plated

0,5

09 33 000 6122

0.75

09 33 000 6115

1

09 33 000 6118

1.5

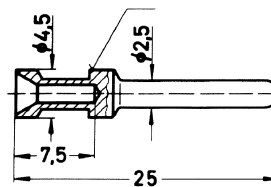
09 33 000 6116

2.5

09 33 000 6123

4

09 33 000 6119




Identification	Wire gauge	Stripping length
no groove	0.14-0.37 mm ² AWG 26-22	7.5 mm
no groove	0.5 mm ² AWG 20	7.5 mm
1 groove*	0.75 mm ² AWG 18	7.5 mm
1 groove	1 mm ² AWG 18	7.5 mm
2 grooves	1.5 mm ² AWG 16	7.5 mm
3 grooves	2.5 mm ² AWG 14	7.5 mm
wide groove	3 mm ² AWG 12	7.5 mm
no groove	4 mm ² AWG 12	7.5 mm

* on the rear crimp collar

Number of contacts

5



Identification

Part number

Drawing

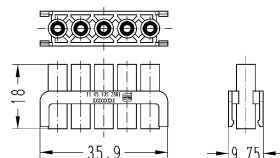
Dimensions in mm

Han-Yellock® Multiplier

Multiplier 1:1



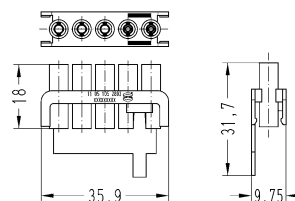
11 05 105 2801



Multiplier 2:3



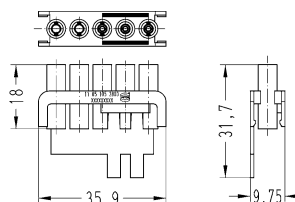
11 05 105 2802



Multiplier 3:2



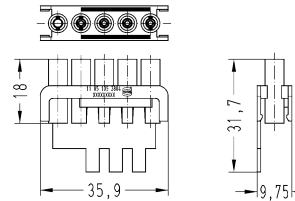
11 05 105 2803



Multiplier 4:1



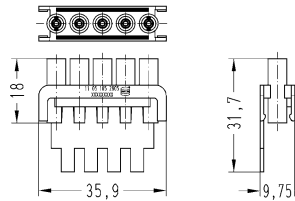
11 05 105 2804



Multiplier 5:0



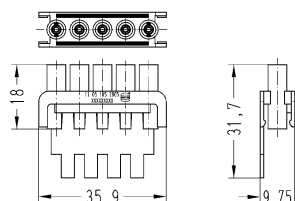
11 05 105 2805



Multiplier 5:0



11 05 105 2815



Multiplier 2;3:0



11 05 105 2823

