

Device connector, rear mounting - PRC 3-FT25-MC2,5-150 - 1409219

Please be informed that the data shown in this PDF Document is generated from our Online Catalog. Please find the complete data in the user's documentation. Our General Terms of Use for Downloads are valid (<http://phoenixcontact.com/download>)



PRC device connector, black, 3-pos., 2.5 mm²/630 V/35 A, crimp connection, with 150 mm cable length, cut flat at the end



Key Commercial Data

Packing unit	1 pc
Weight per Piece (excluding packing)	36.0 g
Custom tariff number	85444290
Country of origin	Germany

Technical data

General data

Number of positions	3
Protection class	III
Color	black
Locking type	Snap-in locking
Insertion/withdrawal cycles	50
Pull-out-force	175 N ± 25 N
Insertion force	30 N ± 10 N

Connection data

Rated current	35 A (with 6 mm ² conductor cross section)
Rated voltage (III/2)	690 V
Conductor cross section flexible max.	2.5 mm ²
Conductor cross section solid max.	2.5 mm ²
Torque	2.5 Nm ± 0.1 Nm (Tightening torque nut)
Wrench size, union nut	32.00 mm
Type of contact	Male connector

Device connector, rear mounting - PRC 3-FT25-MC2,5-150 - 1409219

Technical data

Material data

Contact material	Cu
Contact surface material	silver-plated
Contact carrier material	PPE
Material of grip body	PPE
Inflammability class according to UL 94	V0

Conductor data

Fixed cable length	150 mm
Single wire, material	PVC
Single wire, color	black, blue, green/yellow
Wire diameter incl. insulation	3.65 mm ±0.15 mm

Classifications

eCl@ss

eCl@ss 4.0	272607xx
eCl@ss 4.1	27260701
eCl@ss 5.0	27260701
eCl@ss 5.1	27260701
eCl@ss 6.0	27279220
eCl@ss 7.0	27440103
eCl@ss 8.0	27440102

ETIM

ETIM 4.0	EC002061
ETIM 5.0	EC002635

UNSPSC

UNSPSC 6.01	30211923
UNSPSC 7.0901	39121522
UNSPSC 11	39121522
UNSPSC 12.01	39121522
UNSPSC 13.2	39121522

Approvals

Approvals

Device connector, rear mounting - PRC 3-FT25-MC2,5-150 - 1409219

Approvals

Approvals

EAC

Ex Approvals

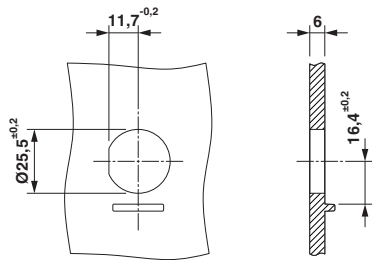
Approvals submitted

Approval details

EAC

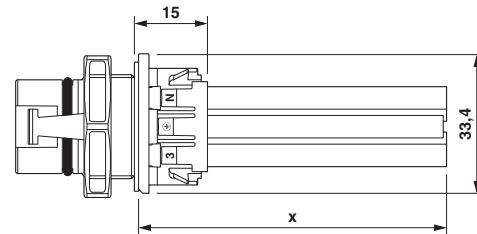
Drawings

Dimensional drawing



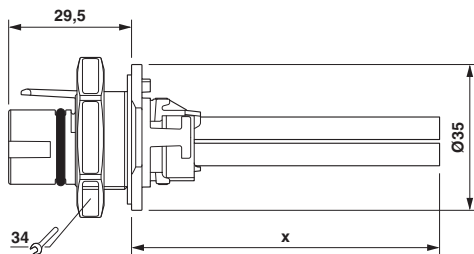
Housing cutout

Dimensional drawing



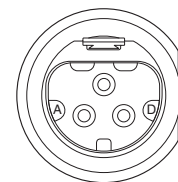
Dimensional drawing

Dimensional drawing



Dimensional drawing

Schematic diagram



Connector pin assignment