



# SAW filters for infrastructure systems

## Series/Type: B4040

The following products presented in this data sheet are being withdrawn.

Ordering Code	Substitute Product	Date of Withdrawal	Deadline Last Orders	Last Shipments
B39931B4040Z810		2013-03-08	2013-12-31	2014-03-31

For further information please contact your nearest EPCOS sales office, which will also support you in selecting a suitable substitute. The addresses of our worldwide sales network are presented at [www.epcos.com/sales](http://www.epcos.com/sales).

© EPCOS AG 2015. Reproduction, publication and dissemination of this publication, enclosures hereto and the information contained therein without EPCOS' prior express consent is prohibited.

EPCOS AG is a TDK Group Company.

**SAW Components**  
**Low-Loss Duplexer for Mobile Communication**

**B4040**  
**926,25 MHz**  
**903,75 MHz**

**Data Sheet**

**Characteristics channel 1 (Port 1 - Ant)**

Operable temperature range	$T_A$	= 0 to 55 °C
Ant term. impedance	$Z_{Ant}$	= 50 $\Omega$
Port 1 term. impedance	$Z_{Port 1}$	= 50 $\Omega$
Port 2 term. impedance	$Z_{Port 2}$	= 50 $\Omega$

		min.	typ.	max.	
<b>Center frequency</b>	$f_c$	—	926,25	—	MHz
<b>Maximum insertion attenuation</b>	$\alpha_{max}$	—	3,5	4,5	dB
924,90 ... 928,15 MHz					
<b>Amplitude ripple (p-p)</b>	$\Delta\alpha$	—	0,5	2,0	dB
924,90 ... 928,15 MHz					
<b>Absolute attenuation</b>	$\alpha$				dB
450,00 ... 850,00 MHz		48	53	—	
850,00 ... 884,80 MHz		41	45	—	
884,80 ... 910,00 MHz		34	36	—	
910,00 ... 916,90 MHz		8	20	—	
935,00 ... 946,30 MHz		5	20	—	
946,30 ... 949,00 MHz		48	53	—	
967,70 ... 980,00 MHz		48	55	—	
980,00 ... 1350,00 MHz		40	44	—	
1350,00 ... 1800,00 MHz		21	26	—	

**SAW Components**  
**Low-Loss Duplexer for Mobile Communication**

**B4040**  
**926,25 MHz**  
**903,75 MHz**

**Data Sheet**

**Characteristics channel 2 (Port 2 - Ant)**

Operable temperature range  $T_A = 0$  to  $55$  °C  
 Ant term. impedance  $Z_{Ant} = 50$  Ω  
 Port 1 term. impedance  $Z_{Port 1} = 50$  Ω  
 Port 2 term. impedance  $Z_{Port 2} = 50$  Ω

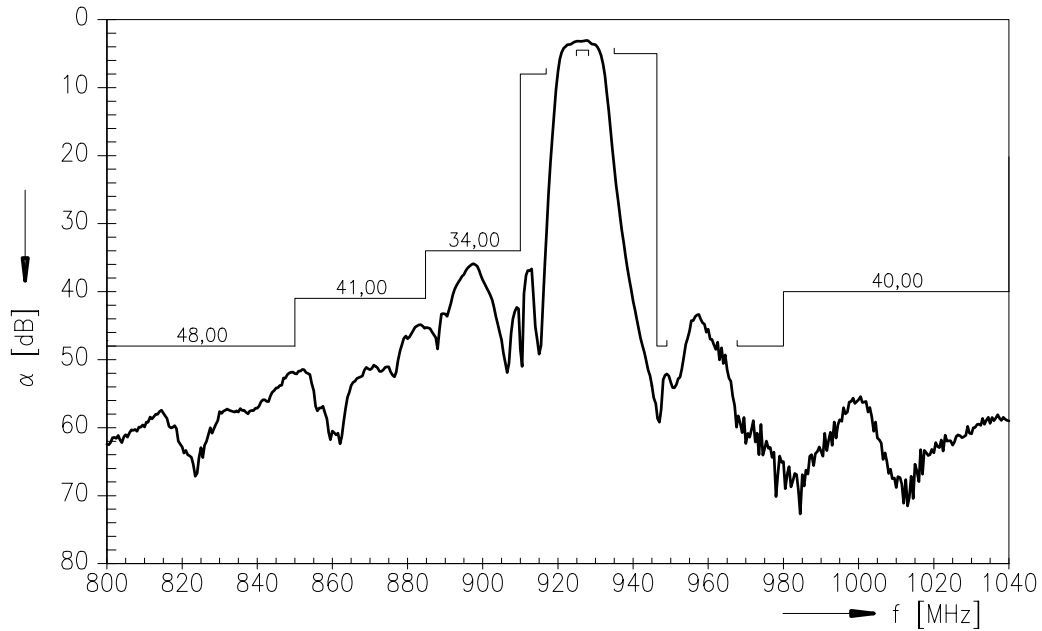
		min.	typ.	max.	
<b>Center frequency</b>	$f_c$	—	903,75	—	MHz
<b>Maximum insertion attenuation</b>	$\alpha_{max}$	—	2,8	4,0	dB
901,45 ... 905,10 MHz					
<b>Amplitude ripple (p-p)</b>	$\Delta\alpha$	—	0,4	2,0	dB
901,45 ... 905,10 MHz					
<b>Absolute attenuation</b>	$\alpha$				dB
450,00 ... 859,60 MHz		49	54	—	
859,60 ... 862,30 MHz		47	51	—	
862,30 ... 883,70 MHz		28	36	—	
883,70 ... 894,40 MHz		5	9	—	
913,15 ... 923,80 MHz		5	11	—	
923,80 ... 927,60 MHz		38	49	—	
945,20 ... 970,00 MHz		22	33	—	
970,00 ... 1050,00 MHz		48	54	—	
1050,00 ... 1350,00 MHz		40	49	—	
1350,00 ... 1800,00 MHz		25	39	—	

**SAW Components**  
**Low-Loss Duplexer for Mobile Communication**

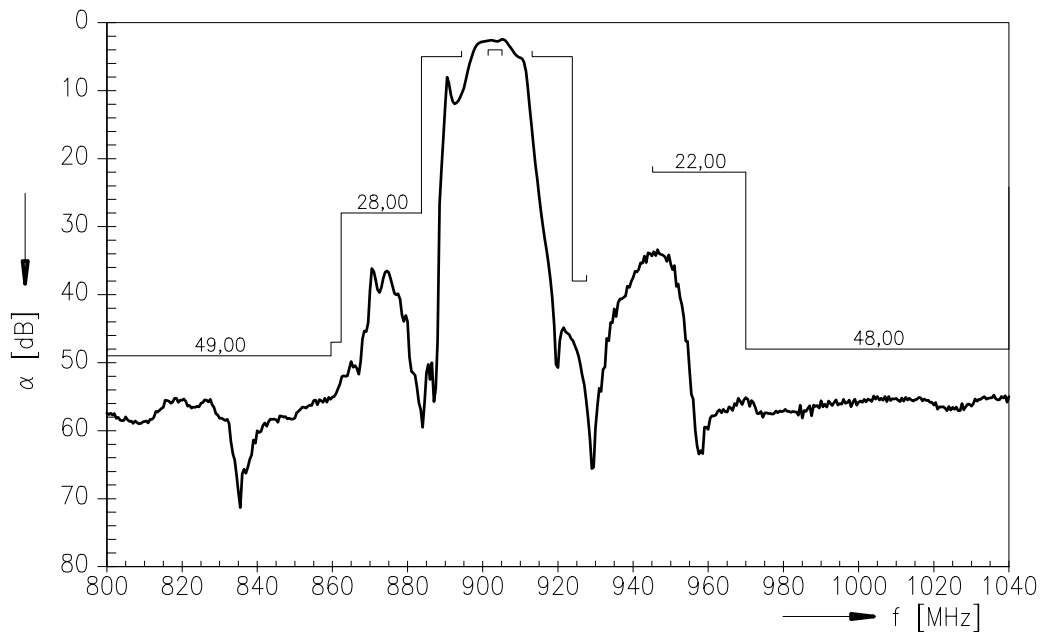
**B4040**  
**926,25 MHz**  
**903,75 MHz**

**Data Sheet**

**Frequency response channel 1 :**



**Frequency response channel 2 :**

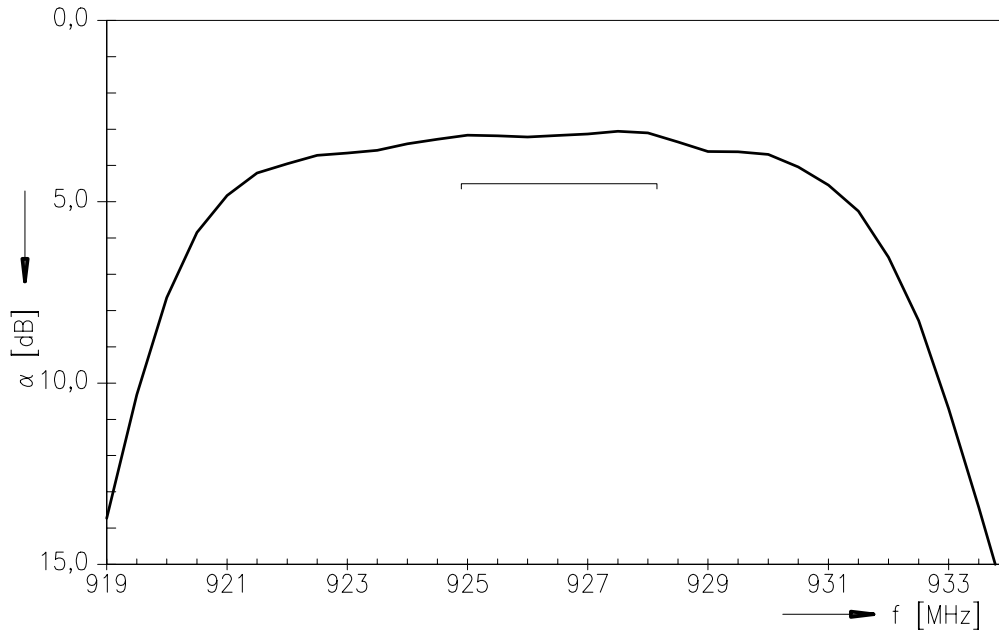


**SAW Components**  
**Low-Loss Duplexer for Mobile Communication**

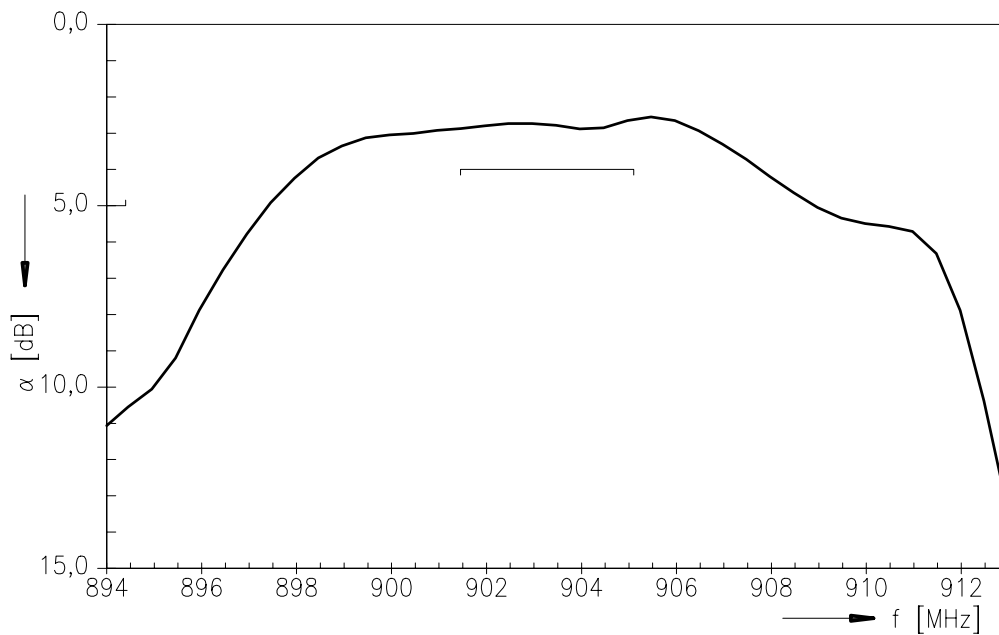
**B4040**  
**926,25 MHz**  
**903,75 MHz**

**Data Sheet**

**Frequency response channel 1 : (passband)**



**Frequency response channel 2 : (passband)**

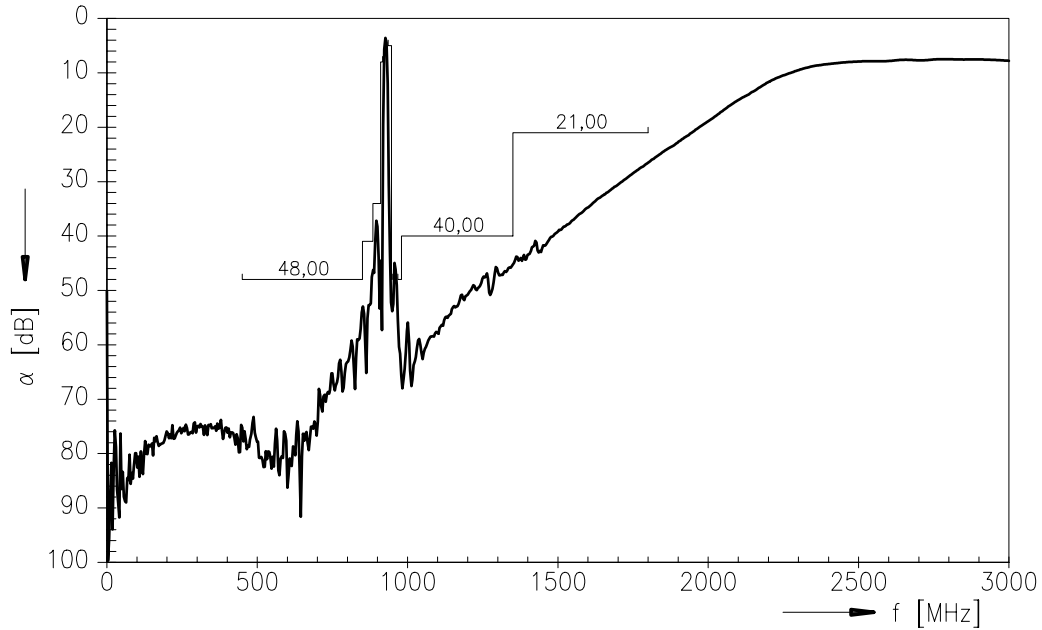


**SAW Components**  
**Low-Loss Duplexer for Mobile Communication**

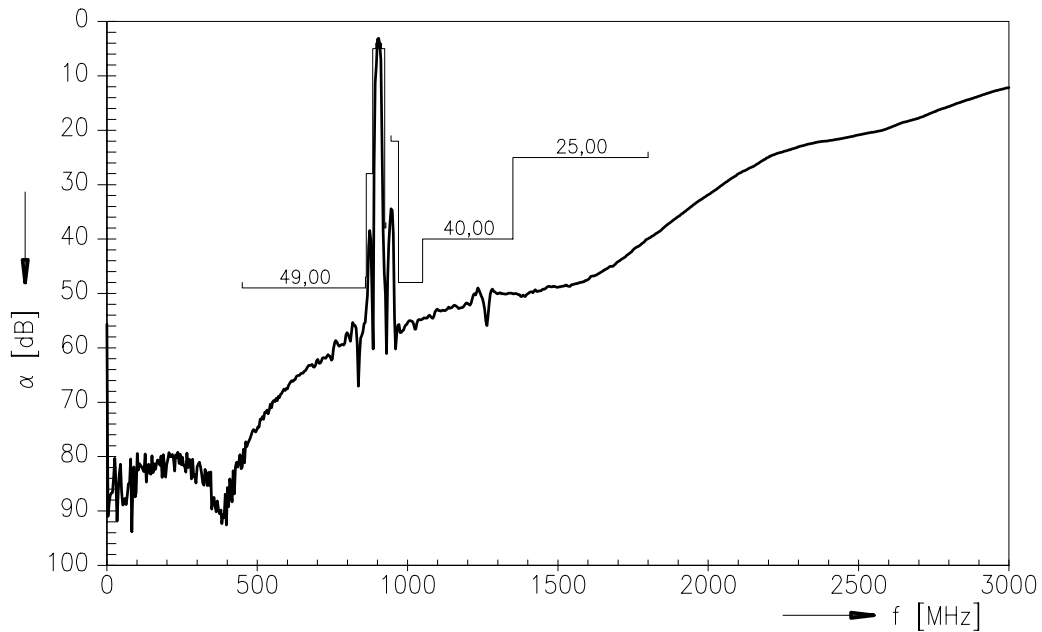
**B4040**  
**926,25 MHz**  
**903,75 MHz**

**Data Sheet**

**Frequency response channel 1 : (wideband)**



**Frequency response channel 1 : (wideband)**



**SAW Components**  
**Low-Loss Duplexer for Mobile Communication**

**B4040**  
**926,25 MHz**  
**903,75 MHz**

**Data Sheet**

**Isolation between channel 1 and channel 2**

Operating temperature range     $T$     = 0 to +55 °C  
 Ant term. impedance             $Z_{Ant}$  = 50  $\Omega$   
 Port 1 term. impedance         $Z_{Port 1}$  = 50  $\Omega$   
 Port 2 term. impedance         $Z_{Port 2}$  = 50  $\Omega$

		min.	typ.	max.	
<b>Absolute attenuation</b>	$\alpha$				
	924,90 ... 928,15 MHz	37	47	—	dB
	901,45 ... 905,10 MHz	37	43	—	dB

**Isolation between channel 1 and channel 2 :**

