THIS DRAWING IS UNPUBLISHED. RELEASED FOR PUBLICATION 2005
© COPYRIGHT 2005 BY - ALL RIGHTS RESERVED.

LOC	DIST
AD	00

REVISIONS

P	LTR	DESCRIPTION	DATE	DWN	APVD
	A	REV PER ECO-11-007577	13APR2011	RKC	JE

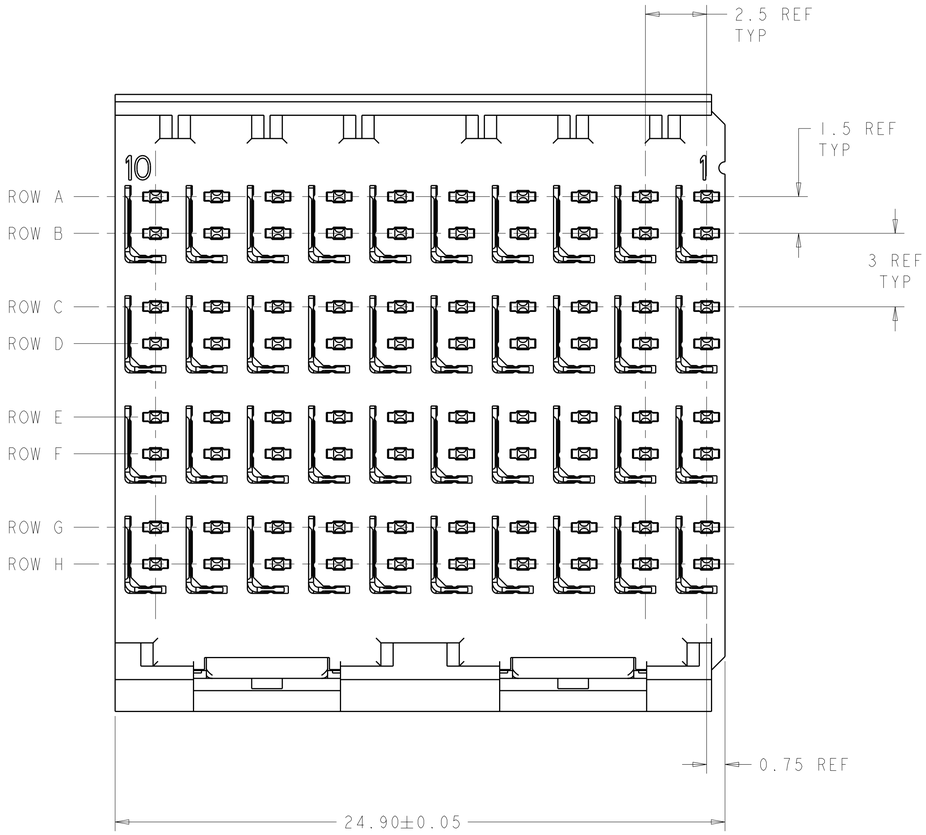

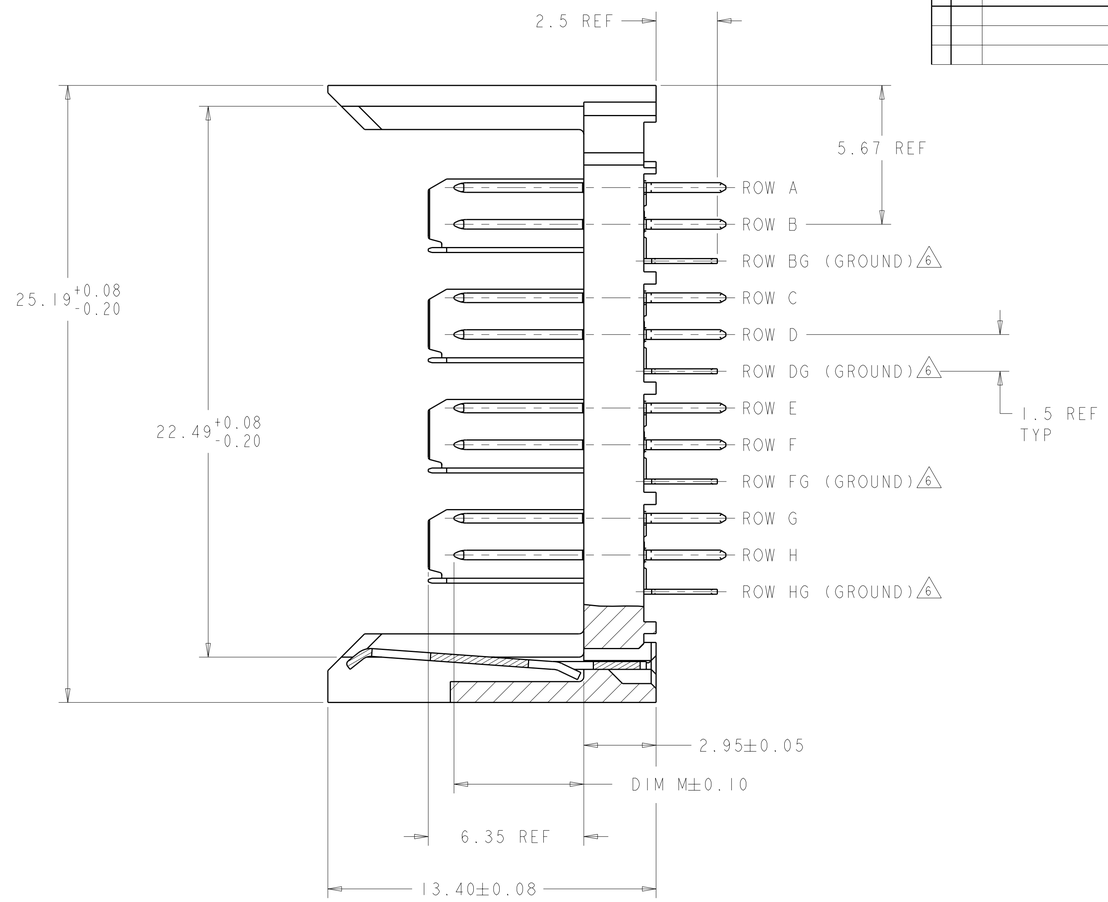

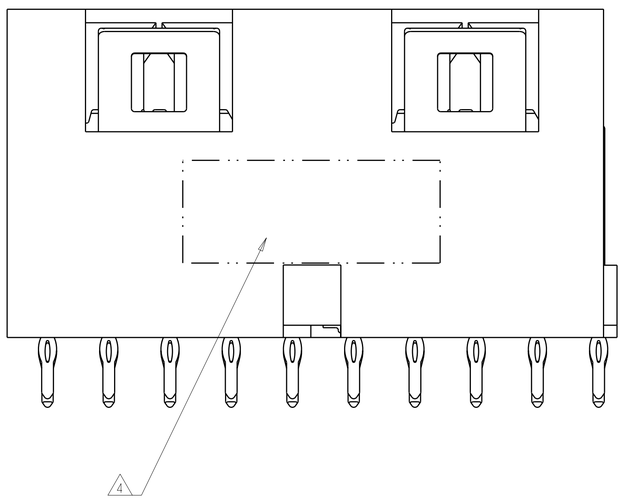

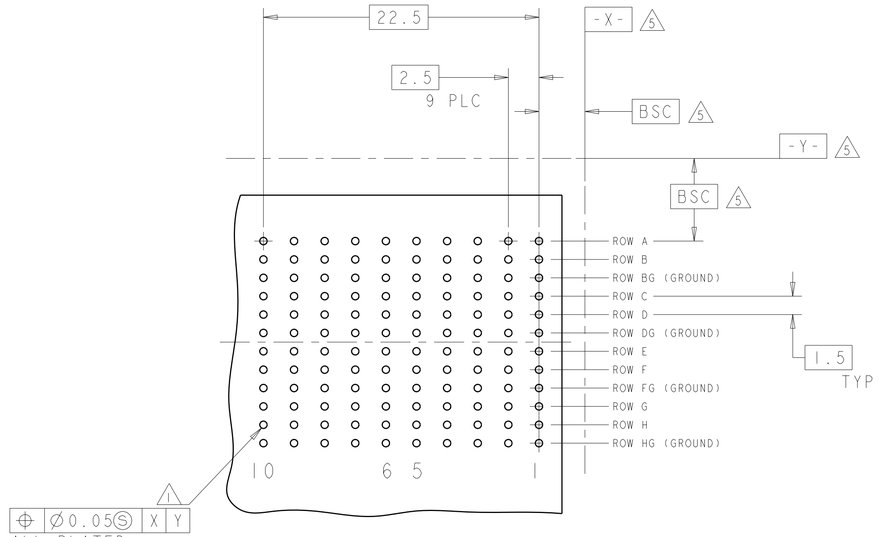

RECOMMENDED PC BOARD
LAYOUT, BACKPLANE,
COMPONENT SIDE SHOWN
SCALE 4:1

1. REFERENCE APPLICATION SPEC 114-13059 FOR RECOMMENDED PLATED THRU HOLE DIAMETER AND PLATING THICKNESSES.
2. MATERIAL:
   CONTACT, SHIELD AND LATCH - PHOSPHOR BRONZE
   HOUSING - GLASS FILLED POLYESTER
3. FINISH: SIGNAL AND GROUND CONTACTS:
   MATING AREA: MEETS THE PERFORMANCE REQUIREMENTS OF PRODUCT SPECIFICATION 108-2055; BASED ON TELCORDIA GR-1217-CORE, APPLICATIONS IN UNCONTROLLED ENVIRONMENTS
   COMPLIANT PIN AREA: 0.5 µm MIN MATTE TIN OVER BASE PLATING
4. CONNECTOR MARKED WITH PART NUMBER AND DATE CODE ON FAR SIDE.
5. DATUMS AND BASIC DIMENSIONS ESTABLISHED BY CUSTOMER.
6. THE FOUR GROUNDS IN EACH COLUMN ARE COMMONED.
7. CONTACT AREA LUBRICATED WITH BELLCORE APPROVED LUBRICANT. TECHNICAL REFERENCE: GR-1217-CORE, ISSUE 1, NOVEMBER 1995.

5.30	6469658-1
DIM M	PART NUMBER

THIS PRODUCT HAS NOT COMPLETED VALIDATION TESTING

THIS DRAWING IS A CONTROLLED DOCUMENT.

DIMENSIONS: mm

TOLERANCES UNLESS OTHERWISE SPECIFIED:
0 PLC ±-
1 PLC ±-
2 PLC ±-
3 PLC ±-
4 PLC ±-
ANGLES ±-

MATERIAL - 2
FINISH - 3

DWN S.J.MAGARO 09AUG2005
CHK R.A.PATTERSON 09AUG2005
APVD -
PRODUCT SPEC -
APPLICATION SPEC -
WEIGHT -

TE Connectivity

NAME VERTICAL HEADER ASSEMBLY WITH LATCHES (2.5mm TAIL LENGTH), 4 PAIR, HMZd

SIZE	CAGE CODE	DRAWING NO	RESTRICTED TO
A1	00779	C-6469658	-

CUSTOMER DRAWING | SCALE 8:1 | SHEET 1 OF 1 | REV A

4805 (3/11)

Pro/ENGINEER DRAWING