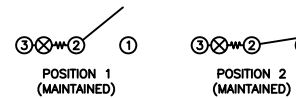


SCHEMATIC



SPECIFICATIONS

FUNCTION:
1P1T OFF-ON

RATINGS:
ANSI/UL 1054 and CAN/CSA C22.2 No. 55 (E194579):
15A 125VAC [cURus]
7.5A 250VAC [cURus]

EN 61058-1:2002+A2 (SE/09138-1):
16(4)A 250V~ 1E4 T125/55 [ENEC14, SEMKO]
16(8)A 250V~ 1E4 T125/55 [ENEC14, SEMKO]

ILLUMINATION VOLTAGE:
125V

CONTACT RESISTANCE:
Initial: 35mΩ Max. at 50VAC

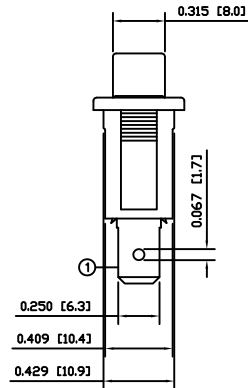
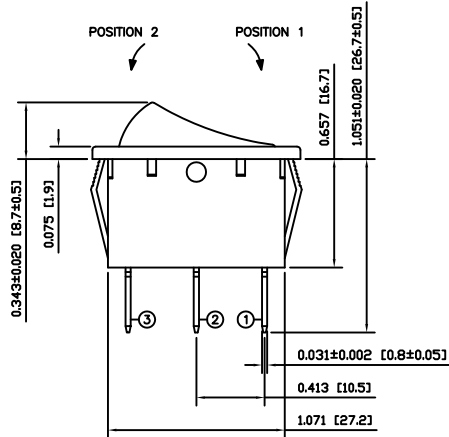
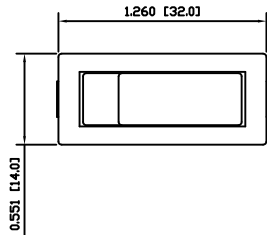
INSULATION RESISTANCE:
100MΩ Min. at 500VDC

DIELECTRIC STRENGTH:
1,500VAC for 1 Minute

ELECTRICAL LIFE:
6,000 Cycles [cURus]
10,000 Cycles [ENEC14, SEMKO]

TEMPERATURE:
Operating: -20°C to 85°C [cURus]
Operating: -20°C to 125°C [ENEC14, SEMKO]

APPROVALS:



COLORS AND MARKINGS

BODY:
Black

ACTUATOR:
Transparent Red

MARKINGS:
None

MARKING COLOR:
None

MATERIALS

BODY:
Polyamide 6/6 (PA66), UL94 V-2

ACTUATOR:
Polycarbonate (PC), UL94 V-2

LAMP CARRIER:
Polyamide 6/6 (PA66), UL94 V-2

LAMP:
Neon Bulb

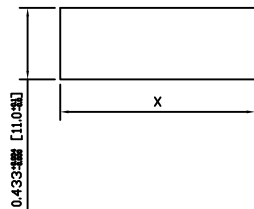
LAMP SPRING:
Steel

SPRING:
Steel

CONTACTS:
Silver Plated Copper

TERMINALS:
Silver Plated Copper
Brass

SUGGESTED PANEL CUTOUT



PANEL THICKNESS	X
0.030~0.049 [0.75~1.25]	1.181 [30.0]
0.049~0.079 [1.25~2.00]	1.197 [30.4]
0.079~0.118 [2.00~3.00]	1.210 [30.7]

ACTUATOR	A	09/06/29	CAB
BODY	A	09/06/29	CAB
COLORS	A	09/06/29	CAB
MATERIALS	A	09/06/29	CAB
SPECIFICATIONS	B	11/05/03	CAB
REFERENCE	REV.	DATE	BY

THE INFORMATION CONTAINED IN THIS DOCUMENT IS PROPRIETARY TO E-SWITCH AND IS NOT TO BE COPIED OR TRANSFERRED

REV.	DESCRIPTION	DATE	BY
B	CHANGED VDE APPROVAL TO SEMKO APPROVAL	19991 11/05/03	CAB
A	INITIAL RELEASE	19176 10/07/15	CAB
REV.	DESCRIPTION	DATE	DRAWN BY

DIMENSIONS	
INCHES [MILLIMETERS]	
GENERAL TOLERANCES	
±0.008 [±0.2] / ±1'	
SCALE	PROJECTION
DRAWING NOT TO SCALE	

RB141C1000-116			
ITEM NUMBER	DATE	REVISION	
38-RB141C1000116	MAY 3, 2011	B	