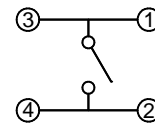
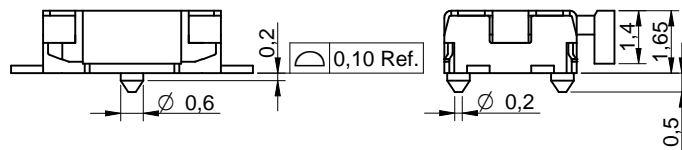
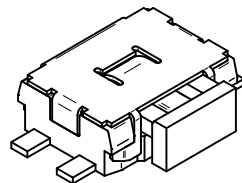
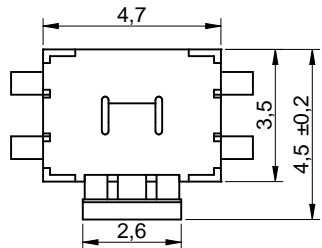


P.C.B. MOUNTING PLAN



SCHEMATIC



TECHNICAL CHARACTERISTICS

SPECIFICATION

- >Rating: 50mA, 12VDC
- >Contact Resistance: Initial: 100mOHM max. After Life Test: 1OHM max.
- >Insulation Resistance: min. 100MOHM at 500VDC
- >Dielectric Strength: 250VAC for 1 minute
- >Bounce: 10ms max.

MATERIAL

- >Cover: Stainless Steel
- >Stem: PA46, UL HB
- >Frame: PA46, UL HB, color Black
- >Contact: Stainless Steel with silver
- >Terminal: Copper alloy with silver plating
- >Tape: Polyimide tape

SOLDERING INFORMATION

- >Terminal in SMD version
- >Reflow soldering according to JEDEC J-STD 020 Hot Air
- >Hand soldering under 350°C for 3 sec. max

ENVIRONMENTAL

- >Storage condition: -40°C ~ +85°C
- >Operation condition: -40°C ~ +85°C
- >Compliance: Lead Free, ROHS, Reach

PACKAGING INFORMATION

>Tape & Reel

PN	Force	Color of Stem	Life cycle	Stroke
436 351 045 816	160g ± 50gf	White	200.000	0,25 mm ± 0,1
436 331 045 822	220g ± 50gf	Black	100.000	0,30 mm +0,1 / -0,2

Scale - 5:1

This electronic component is designed and developed with the intention for use in general electronics equipments.

Before incorporating the components into any equipments in the field such as aerospace, aviation, nuclear control, submarine, transportation, (automotive control, train control, ship control), transportation signal, disaster prevention, medical, public information network etc. where higher safety and reliability are especially required or if there is possibility of direct damage or injury to human body, Würth Elektronik must be asked for a written approval.

In addition, even electronic component in general electronic equipments, when used in electrical circuits that require high safety, reliability functions or performance, the sufficient reliability evaluation-check for the safety must be performed before by the user before usage.

	Projection	GENERAL TOLERANCE			Basic material	
		.x = +/- 0,2 .xx = +/- 0,15				
			Date	Name	DESCRIPTION	
e	remove Contact cladding	14-10-30	DaF	Checked	10-03-22	Jelisarow
d	revised MatchCode	14-07-24	AL			
c	Bounce 10ms max.	14-04-14	DaF			
b	description	12-06-06	WJ		Würth Elektronik eiCan	
a	warning text	11-10-28	WJ		Scale	5:1
REV	FILE	DATE	BY	EDV NO 4363x10458xx.dft	Drawing.- No.	4363x10458xx
						System :Solid Edge V20
						SIZE
						A4