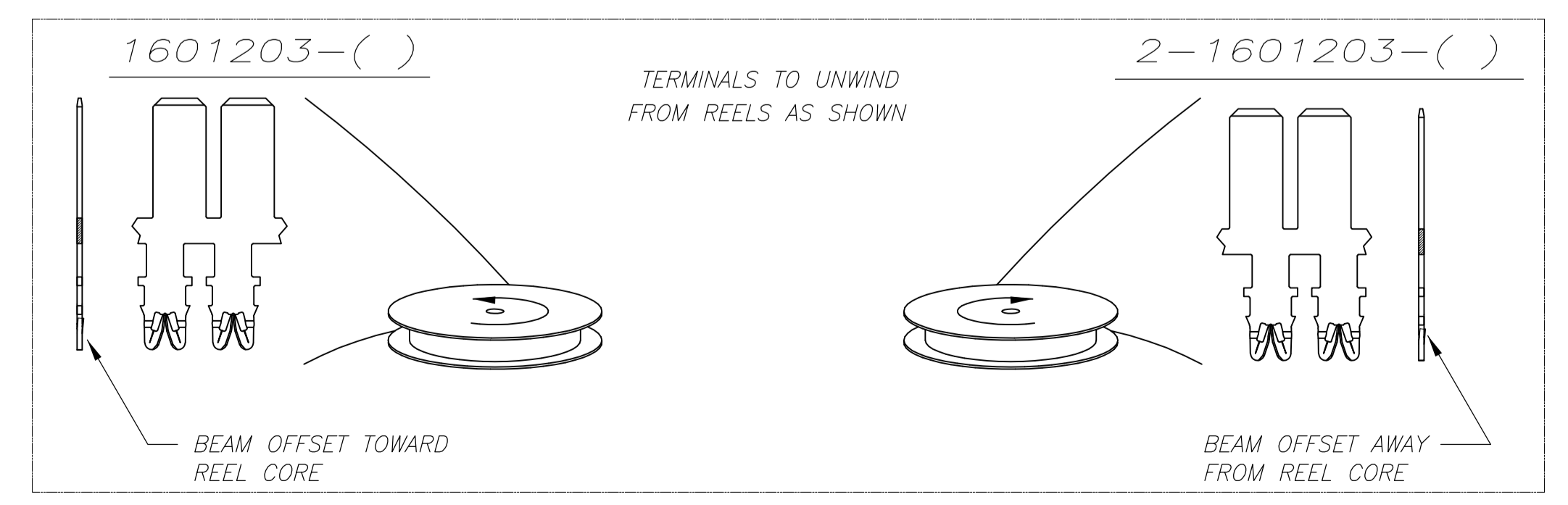
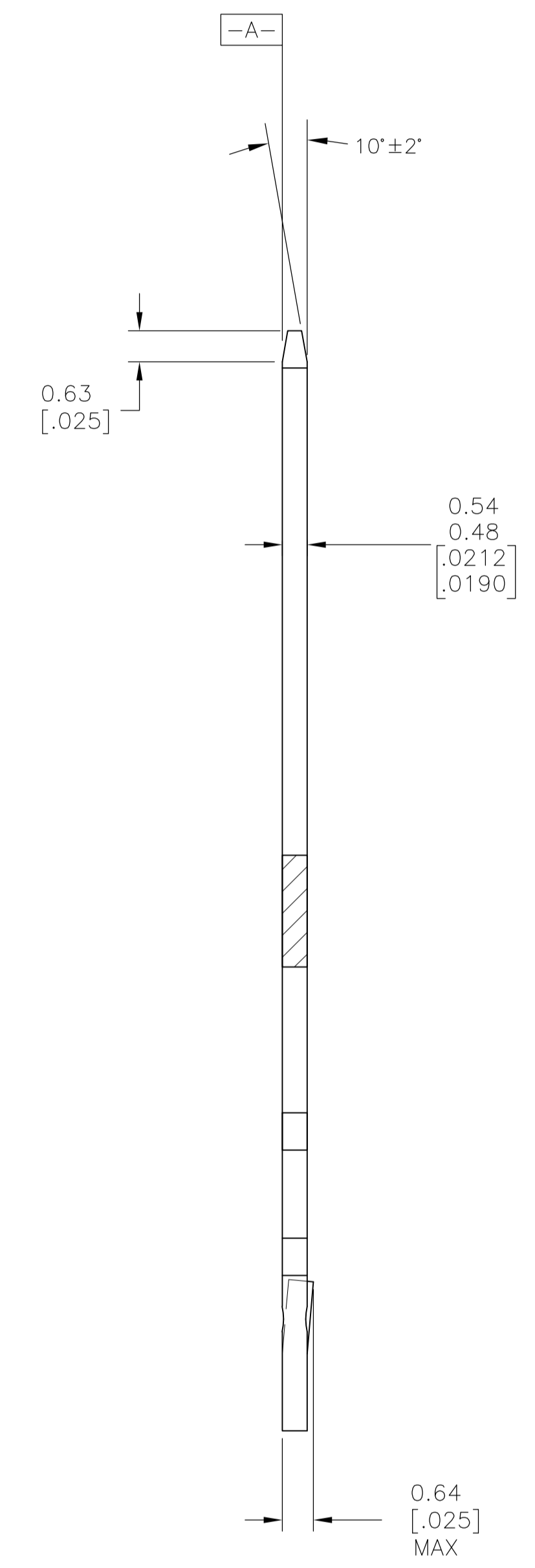
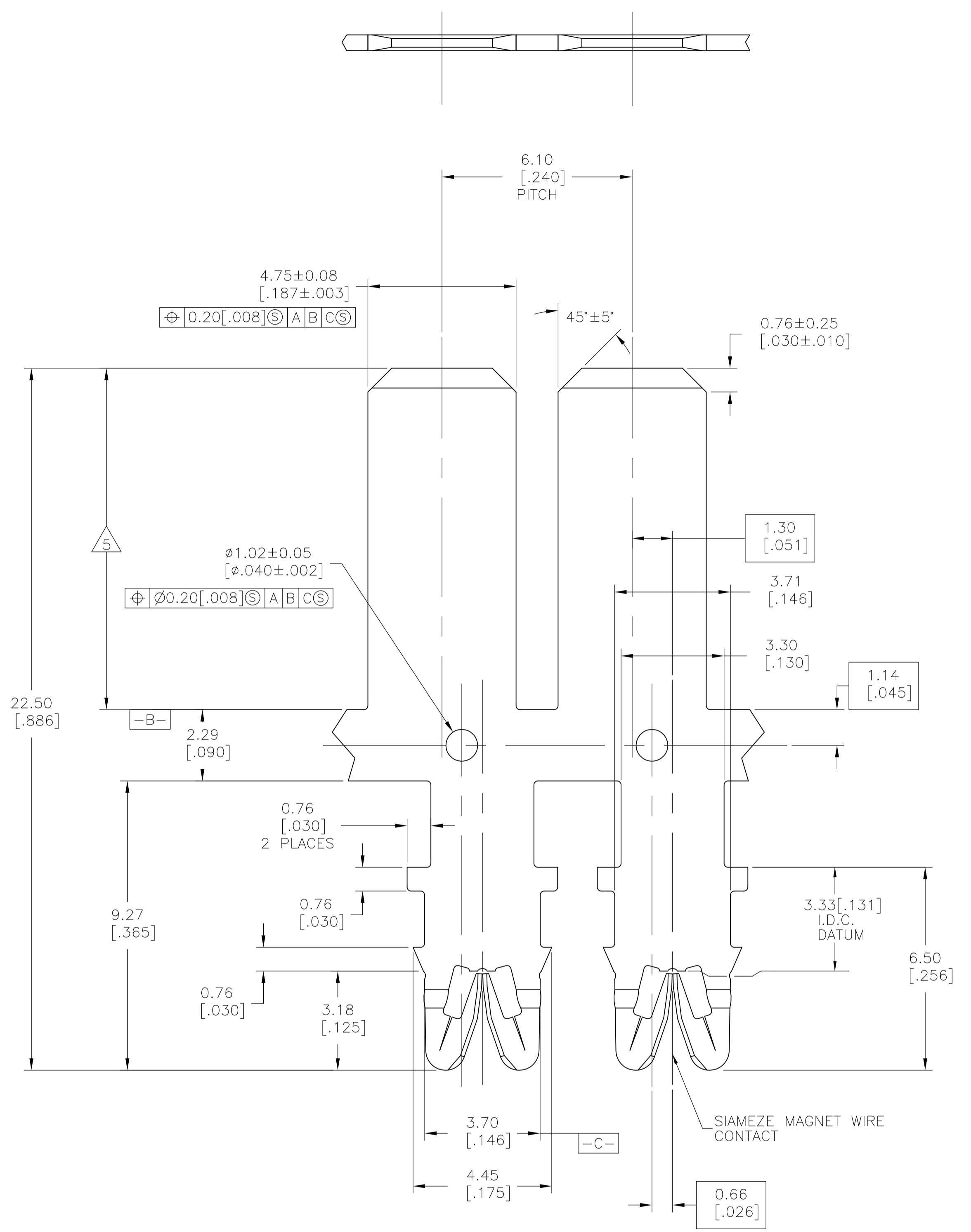


REVISIONS					
P	LTR	DESCRIPTION	DATE	DWN	APVD
A3	REVISED PER	ECR-16-014661	26OCT2016	JH	TIM

- 1 SPECIFICATION: WIRE RANGE; #18-#34 AWG. 0.16-1.02 DIA [.006-.040] mm. COPPER MAGNET WIRE.
- 2 POCKET RECOMMENDATION: 1601424.
- 3 TERMINAL APPLICATION TO COMPLY WITH TYCO ELECTRONICS SPECIFICATION 114-13166. CONSULT PRODUCT ENGINEERING FOR PROPER INSERTION DEPTH.
- 4 POST PLATED 2 - 3.8 MICRONS TIN OVER 2.5 MICRONS MIN COPPER.
- 5 THIS LENGTH IS SELECTIVELY POST PLATED WITH 2-3.8 MICRONS SILVER OVER 1.25 MICRONS MIN NICKEL. SILVER MAY EXTEND ONTO CARRIER. BALANCE OF TERMINAL IS MICKEL PLATED ONLY.
- 6 PRELIMINARY - NOT FOR PRODUCTION.



5	2-1601203-3
4	2-1601203-2
4	6 1601203-2
FINISH	PART NUMBER

THIS DRAWING IS A CONTROLLED DOCUMENT.		DIN M.S. FEHER 05OCT2004	TE Connectivity	
DIMENSIONS: mm [INCHES]		CHK G. JACONO 05OCT2004	NAME	
TOLERANCES UNLESS OTHERWISE SPECIFIED:		APVD G. JACONO 05OCT2004	PRODUCT SPEC	
0 PLC ± -	1 PLC ± -	108-2085		
2 PLC ± 0.13[.005]	3 PLC ± -	APPLICATION SPEC		
4 PLC ± -	ANGLES ± °	3		
MATERIAL FULL HARD BRASS	FINISH SEE TABLE	WEIGHT 0.000000	SIZE A1	CAGE CODE 00779
CUSTOMER DRAWING		SCALE 11:1	SHEET 1 OF 1	REV A3