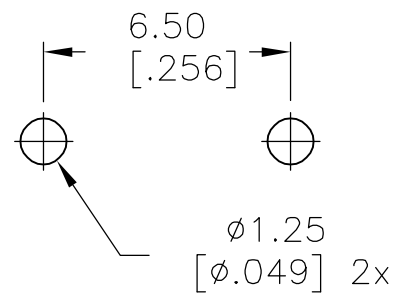
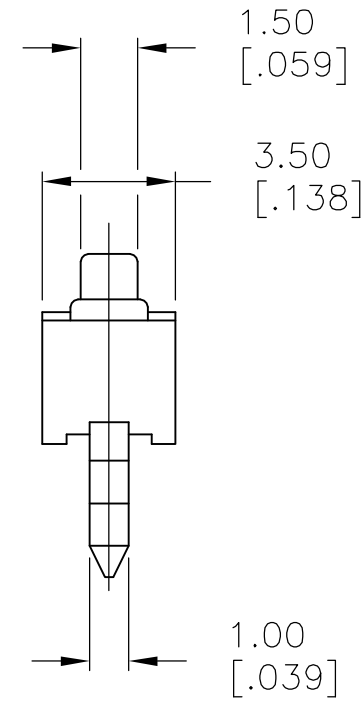
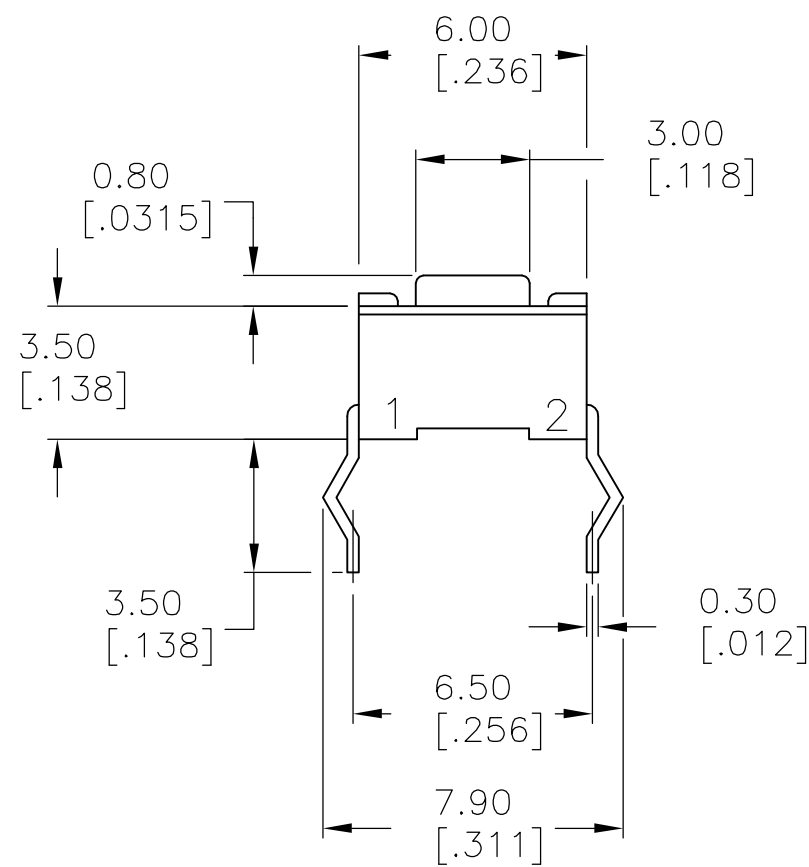


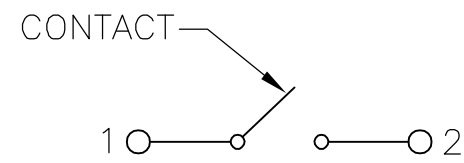
THIS DRAWING IS UNPUBLISHED. RELEASED FOR PUBLICATION
 © COPYRIGHT BY TYCO ELECTRONICS CORPORATION. ALL RIGHTS RESERVED.

LOC		DIST		REVISIONS			
P	LTR	DESCRIPTION		DATE	DWN	APVD	
	A	ECO-07-001263		13FEB2007	RB	MS	



P.C. HOLE LAYOUT

TOLERANCE ±.002,
UNLESS OTHERWISE NOTED



CIRCUIT DIAGRAM

NOTE: TERMINAL NUMBERS
ARE FOR REFERENCE ONLY
AND DO NOT APPEAR ON
SWITCHES.

SPECIFICATIONS:

Materials:

- Case, Nylon 66, UL94HB, Natural finish
- Cover, Stainless Steel
- Actuator, PBT UL94HB, Black
- Moving contact, Copper Alloy, Silver finish
- Fixed contact/Terminal, Copper Alloy, Silver over Nickel finish

Electrical:

- Max Contact Rating, 50mA@ 24V DC, Per EIA-448, Method 6
- Min Contact Rating, 10microamp@1V DC
- Initial Contact resistance, 50 milliohms max, Per EIA-364-23B, each position
- Insulation Resistance, 1000 Megohm min. Per EIA-364-21C each position
- Dielectric strength, 500 V AC for 1 minute, Per EIA-364-20B, Condition 1, each position.
- Life Expectancy, 100,000 cycles

Mechanical:

- Actuation force, SEE P/N TABLE
- Actuation Travel, .25 +.20/- .10 mm
- Life Expectancy, 100,000 cycles min (2 cycles per second and 150% actuation force), Per EIA-448 Methods 8 and 9
- Vibration, Per EIA 364-28D, Condition VII, Level E
- Mechanical Shock, Per EIA-364-27C, Condition A

Environmental:

- Operating Temperature, -35 to +85 degrees C, Per EIA-448, Method 10
- Storage Temperature, -35 to +85 degrees C
- Humidity and Temperature Cycling Per EIA-364-31B, Method III
- Thermal Shock, Per EIA-364-32C, -35 to +85 degrees C
- Solderability, Per EIA-364-52, Class 2, Category 1, Temp, 245 degrees C max, Time, 2.5 seconds max, 95% Minimum coverage
- Resistance to Solder Heat, Per 109-202, Condition B
- 1. No change in initial electrical and mechanical characteristics

NOTES:

- ALL MATERAILS AND FINISHES SHALL COMPLY WITH EU DIRECTIVE 2002/95/EC OF 27JAN2003(ROHS).

100,000	130±50gf	FSMCH	1825966-1
LIFE CYCLE	ACTUATION FORCE	ALCO PART NUMBER	TYCO PART NUMBER

THIS DRAWING IS A CONTROLLED DOCUMENT.		DWN R BROWN 13FEB2007	Tyco Electronics Corporation Harrisburg, PA 17105-3608	
DIMENSIONS: mm [INCHES]		CHK M SARVER 13FEB2007	NAME TACT SWITCH, 3.5 x 6.0 x 4.3 mm, HIGH TEMP, FSMCH	
TOLERANCES UNLESS OTHERWISE SPECIFIED:		APVD M SARVER 13FEB2007	PRODUCT SPEC	
0 PLC ± -		APPLICATION SPEC		
1 PLC ± -		WEIGHT		
2 PLC ± 0.30[.012]		SCALE 5:1		
3 PLC ± -		SHEET 1 of 1		
4 PLC ± -		REV A		
ANGLES ± -		CUSTOMER DRAWING		
FINISH		RESTRICTED TO		
SEE SPECIFICATIONS		A2 00779 C=1825966		