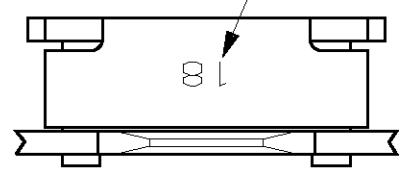


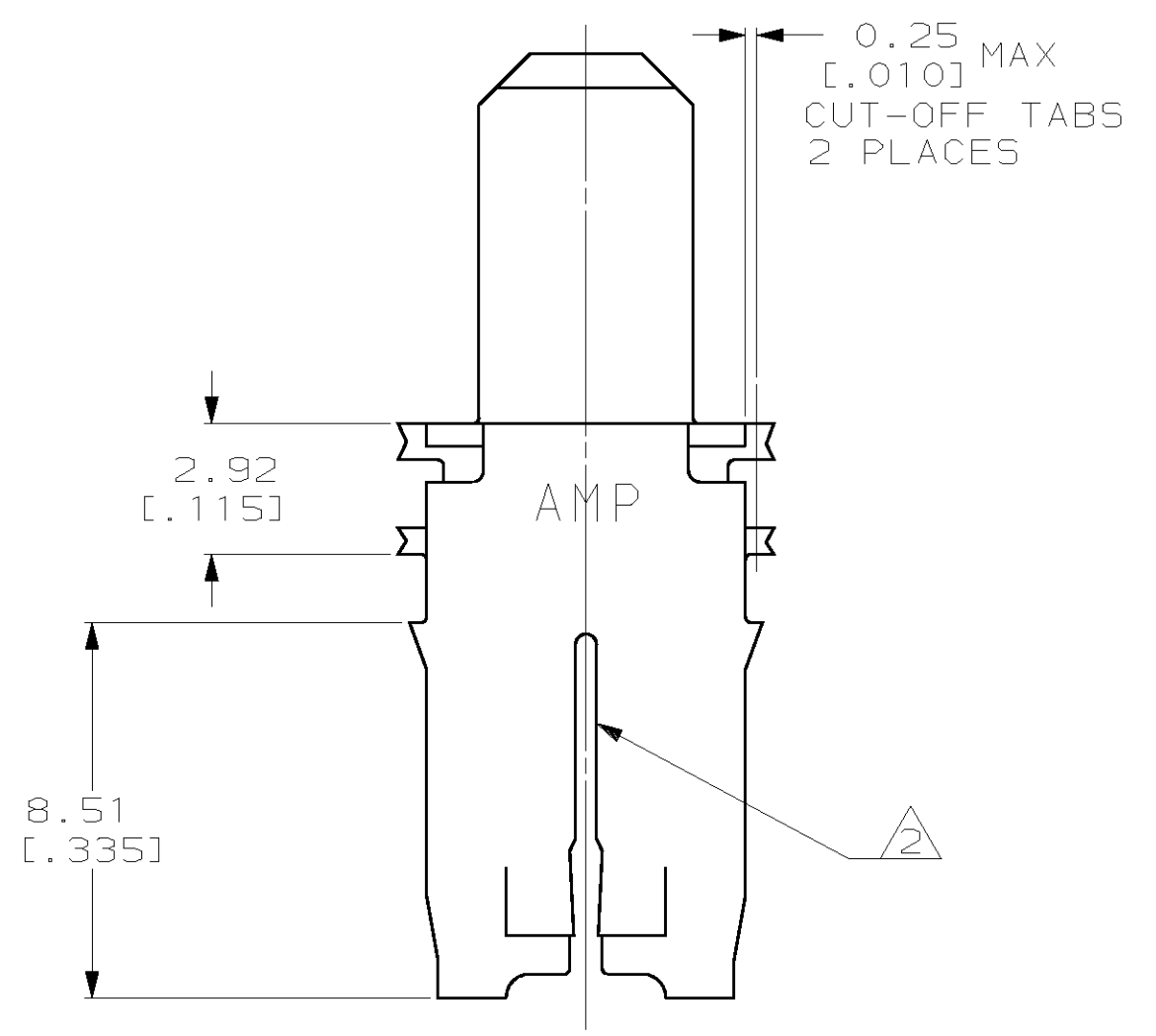
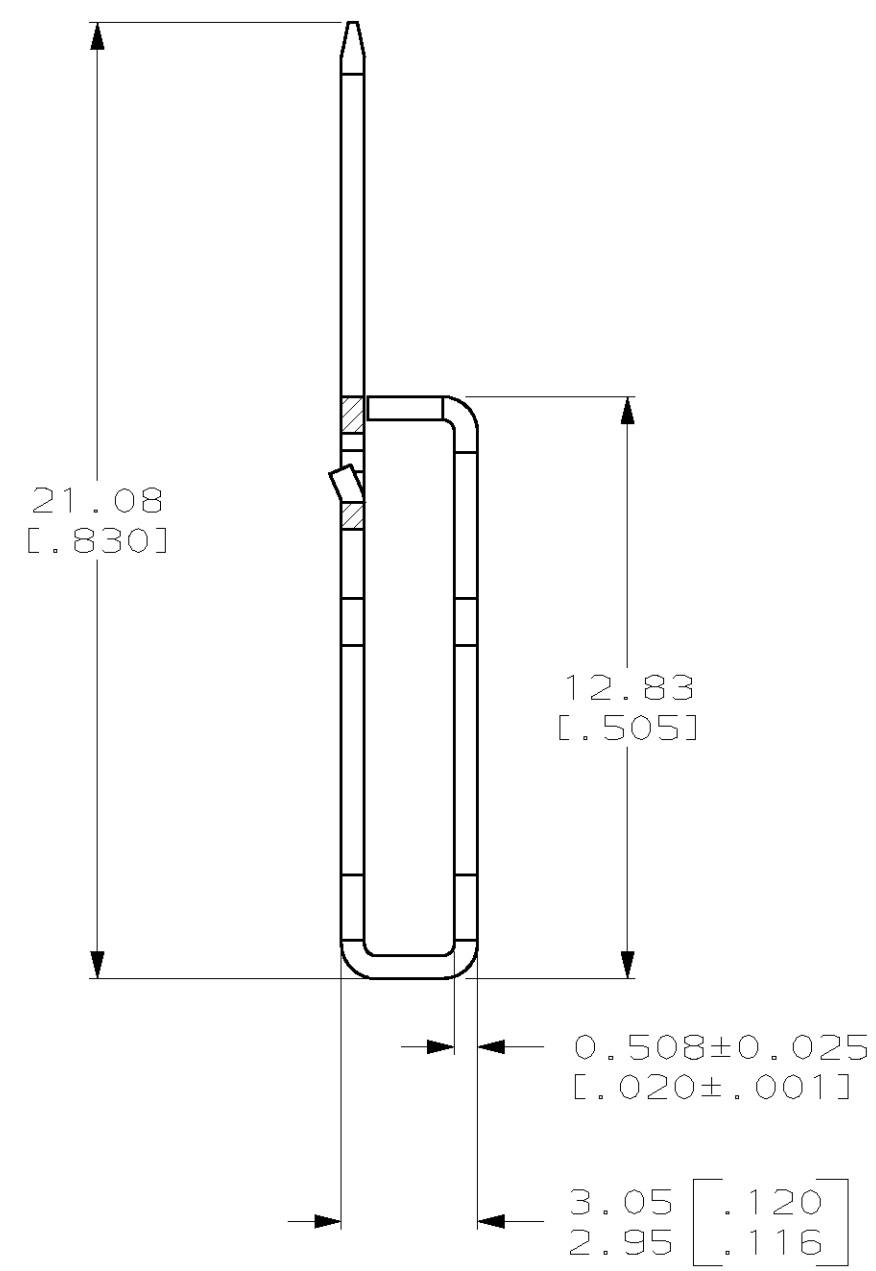
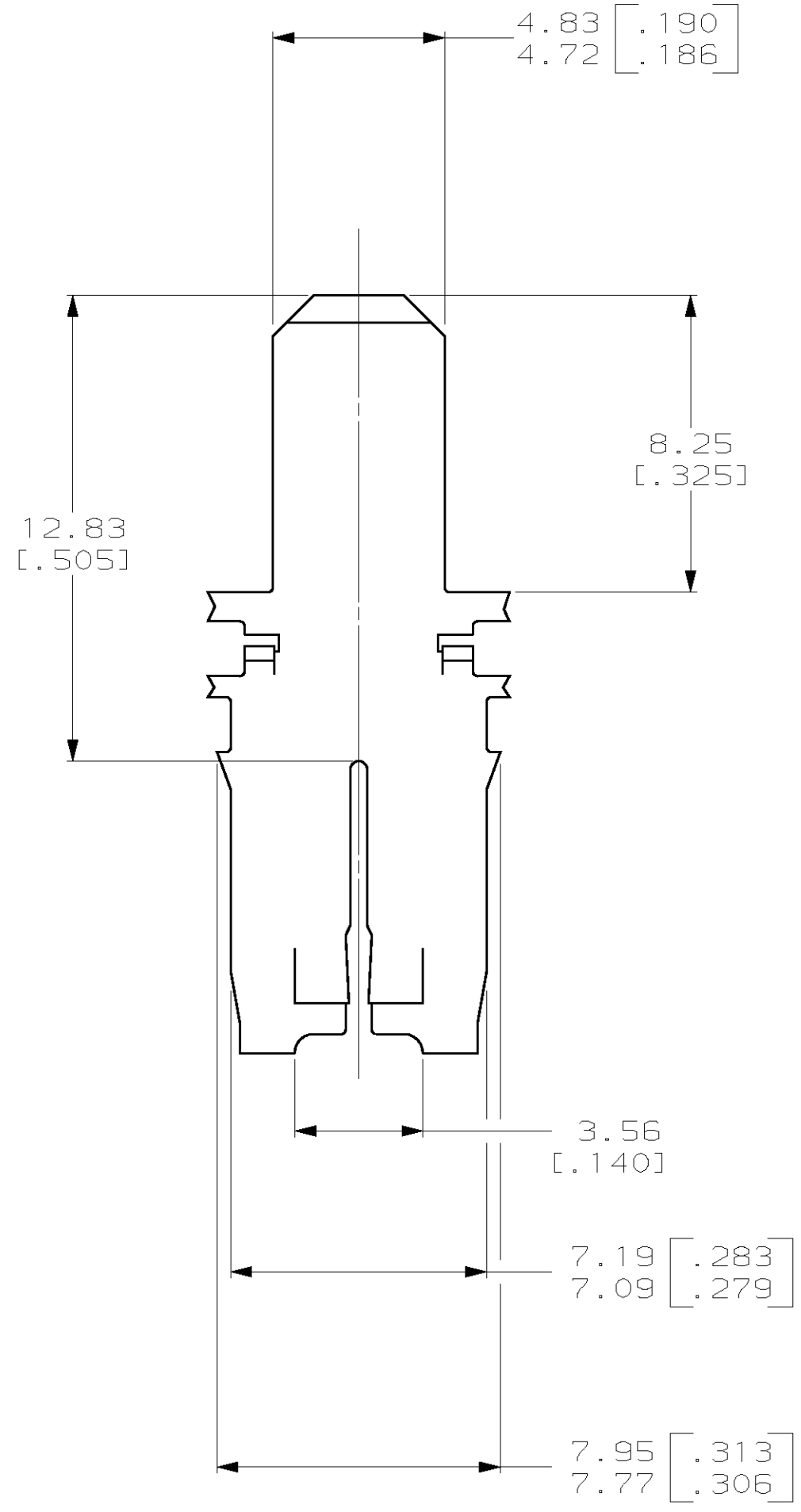
THIS DRAWING IS UNPUBLISHED. RELEASED FOR PUBLICATION
 (C) COPYRIGHT 19 BY AMP INCORPORATED. ALL RIGHTS RESERVED.

LOC	DIST	REVISIONS			
P	LTR	DESCRIPTION	DATE	DWN	APVD
AF	50	C	REL PER 063A-0212-02	15MAY02	JR KR

IDENTIFICATION NUMBER 18 FOR MAGNET WIRE RANGE



- 1 CONTINUOUS STRIP ON REELS WITH TERMINALS LOCATED ON 8.38±0.08 [.330±.003] CENTERS.
- 2 SLOT ACCEPTS 0.64-0.81mm [#22-#20] AWG COPPER MAGNET WIRE. 2 WIRES OF THE SAME SIZE MAX PER SLOT.
- 4 VARNISH RESIST OVER 0.00127 [.000050] MIN NICKEL PLATE.
- 5 REVERSE REELED.



1217491-1
PART NUMBER

THIS DRAWING IS A CONTROLLED DOCUMENT.		DWN MICHAEL S. FEHER 20SEP2000	AMP Incorporated Harrisburg, PA 17105-3608	
DIMENSIONS: mm [INCHES]		CHK KURT A. RANDOLPH 21SEP2000	NAME KURT A. RANDOLPH 21SEP2000	
TOLERANCES UNLESS OTHERWISE SPECIFIED: 0 PLC ±- 1 PLC ±- 2 PLC ±0.25 [.010] 3 PLC ±- 4 PLC ±- ANGLES ±- ±-		APVD KURT A. RANDOLPH 21SEP2000	PRODUCT SPEC 108-2012	
MATERIAL 4M BRASS		FINISH 4	APPLICATION SPEC 114-2066	RESTRICTED TO
		WEIGHT -	SIZE A2	CAGE CODE 00779
		CUSTOMER DRAWING	DRAWING NO 1217491	REV C
		SCALE 6:1	SHEET 1 OF 1	