

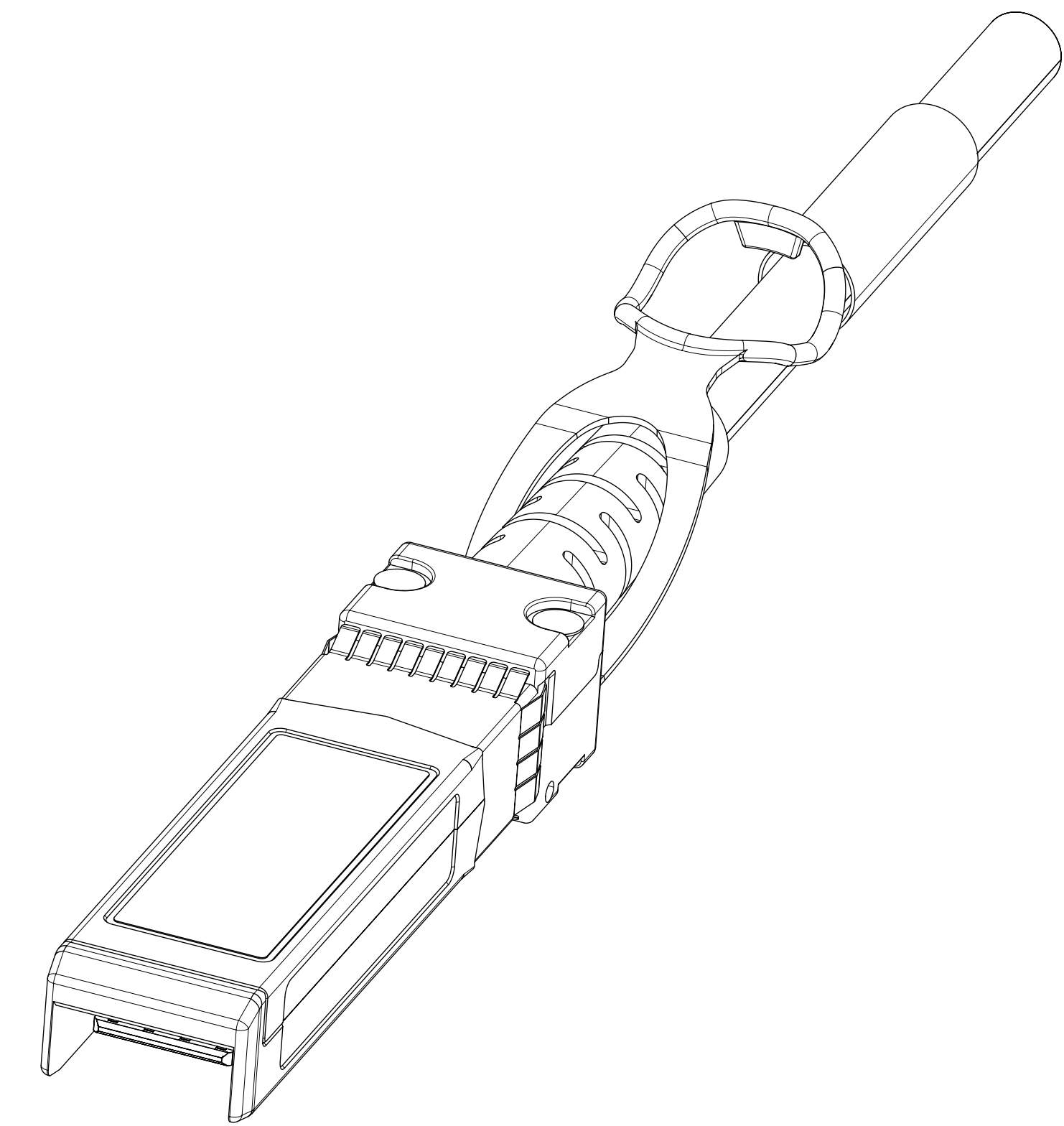
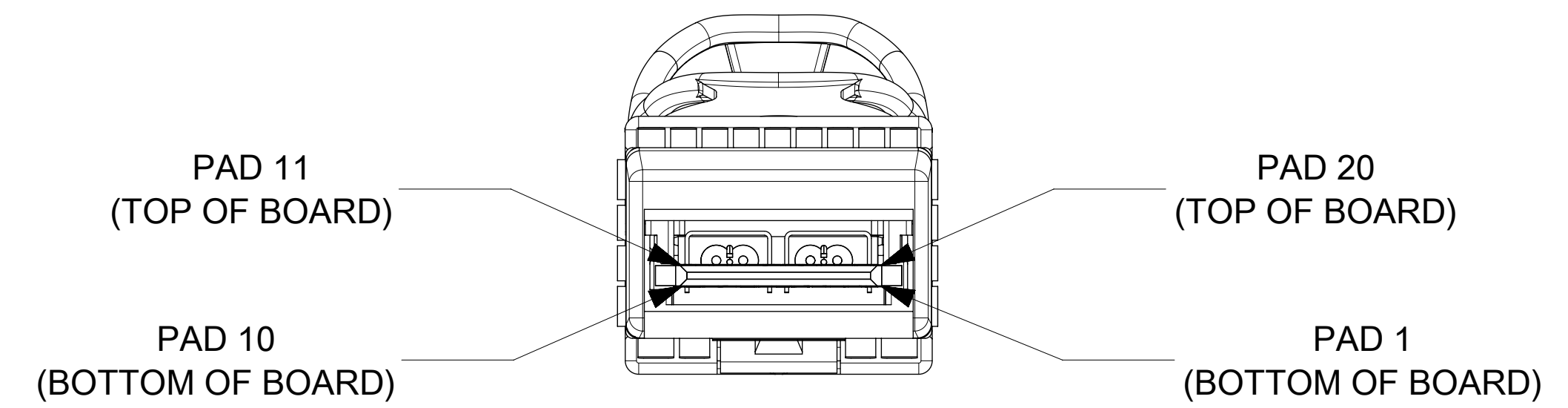
WIRING DIAGRAM					
P1 END			P2 END		
PAD	SIGNAL		PAD	SIGNAL	
12	RD-	<----	19	TD-	
13	RD+	<----	18	TD+	
18	TD+	---->	13	RD+	
19	TD-	---->	12	RD-	
02	Tx_Fault	NC	02	Tx_Fault	
03	Tx_Disable	NC	03	Tx_Disable	
04	SDA	□	04	SDA	
05	SCL	□	05	SCL	
06	Mod_ABS	NC	06	Mod_ABS	
07	RS0	NC	07	RS0	
08	Rx_LOS	NC	08	Rx_LOS	
09	RS1	NC	09	RS1	
15	VccR	NC	15	VccR	
16	VccT	NC	16	VccT	

LEGEND:

----> = THRU LINES

NC = NOT CONNECTED

□ = CONNECTION TO A DEVICE ON THE PCB



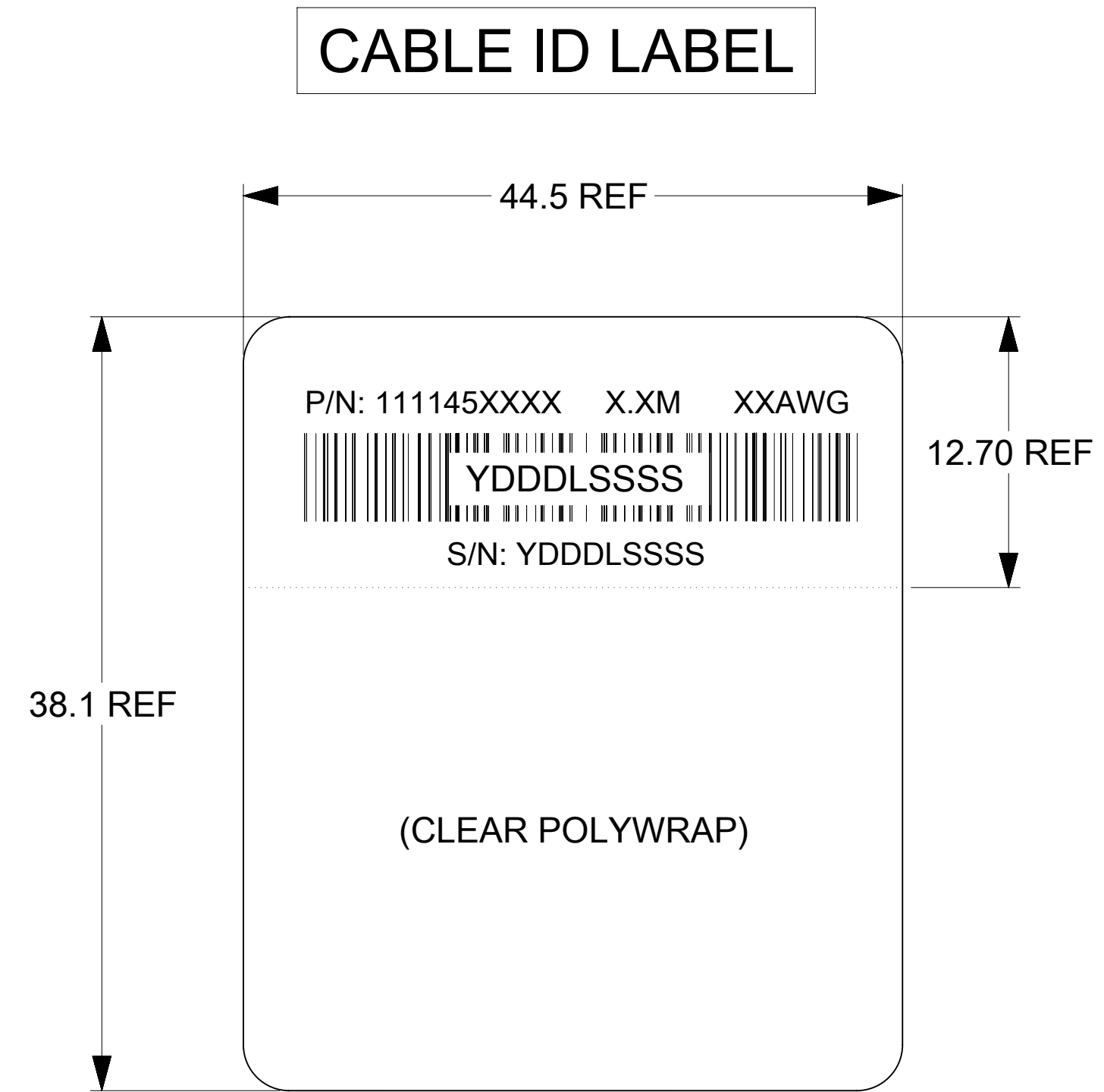
QUALITY SYMBOLS 	THIS DRAWING CONTAINS INFORMATION THAT IS PROPRIETARY TO MOLEX ELECTRONIC TECHNOLOGIES, LLC AND SHOULD NOT BE USED WITHOUT WRITTEN PERMISSION											
	UPDATED P/N TABLE EC NO: 109635 DRWN: DRAMIREZ02 CHKD: EMEDINA02 REV APPR: ARAYBURN	2016/10/21	2016/10/20	2016/10/25	GENERAL TOLERANCES (UNLESS SPECIFIED)		DIMENSION UNITS	SCALE				
					ANGULAR TOL ± 2.0 °		MM					
					4 PLACES ±	DRWN BY DATE		DRAMIREZ02 2016/10/21		ZSFP+ TO ZSFP+ 28G PASSIVE CABLE ASSEMBLY		
					3 PLACES ±	CHKD BY DATE		EMEDINA02 2016/10/20				
					2 PLACES ± 0.13	APPR BY DATE		ARAYBURN 2016/10/25				
				1 PLACE ± 0.25	DRAWING SIZE		THIRD ANGLE PROJECTION		SERIES	MATERIAL NUMBER	CUSTOMER	
				0 PLACES ±	DRAFT WHERE APPLICABLE MUST REMAIN WITHIN DIMENSIONS		D		111145	SEE P/N TABLE	GENERAL MARKET	
	DOCUMENT NUMBER		DOC TYPE		DOC PART		SHEET NUMBER					
	1111450001		PSD		000		2 OF 4					

PART NUMBER TABLE

PART NUMBER	LENGTH	TOL.	AWG
1111451021*	0.25M	±0.03M	30
1111451051	0.5M	±0.05M	30
1111451081	0.8M	±0.05M	30
1111451101	1.0M	±0.05M	30
1111451151	1.5M	±0.05M	30
1111451201	2.0M	±0.05M	30
1111451251	2.5M	±0.05M	30
1111451301	3.0M	±0.05M	30
1111453201	2.0M	±0.05M	26
1111453301	3.0M	±0.05M	26
1111453401	4.0M	±0.05M	26
1111453501	5.0M	±0.08M	26

NOTES:
CUSTOM CABLE LENGTH AND GAUGE AVAILABLE UPON REQUEST

*CABLE LENGTHS LESS THAN 0.5M DO NOT MEET IEEE 802.3by RETURN LOSS LIMITS



P/N: 111145XXXX - MOLEX PART NUMBER (SEE P/N TABLE)

X.XM - CABLE LENGTH IN METERS (EXAMPLES - 0.5M, 1.0M, 1.5M, SEE P/N TABLE)

XXAWG - CABLE SIZE IN AWG (SEE P/N TABLE)

S/N: YDDDLSSSS - SERIAL NUMBER

Y = YEAR, THE LAST DIGIT OF YEAR

DDD = DAY OF THE YEAR

L = LOCATION

1 - USA

2 - MEXICO

3 - CHINA

4 - PHILIPPINES

SSSS = SERIAL NUMBER (0001-9999)

QUALITY SYMBOLS	THIS DRAWING CONTAINS INFORMATION THAT IS PROPRIETARY TO MOLEX ELECTRONIC TECHNOLOGIES, LLC AND SHOULD NOT BE USED WITHOUT WRITTEN PERMISSION										
▽ = 0	UPDATED P/N TABLE EC NO: 109635 DRWN: DRAMIREZ02 CHKD: EMEDINA02 REV APPR: ARAYBURN	GENERAL TOLERANCES (UNLESS SPECIFIED)		DIMENSION UNITS	SCALE						
▽ = 0		ANGULAR TOL ± 2.0 °		MM							
▽ = 0		4 PLACES ±		DRWN BY	DATE						
▽ = 0			3 PLACES ±		DRAMIREZ02	2016/10/21	ZSFP+ TO ZSFP+ 28G PASSIVE CABLE ASSEMBLY				
▽ = 0			2 PLACES ± 0.13		CHKD BY	DATE					
▽ = 0			1 PLACE ± 0.25		EMEDINA02	2016/10/20					
▽ = 0			0 PLACES ±		APPR BY	DATE	PRODUCT CUSTOMER DRAWING				
▽ = 0			DRAFT WHERE APPLICABLE MUST REMAIN WITHIN DIMENSIONS		ARAYBURN	2016/10/25					
▽ = 0					DRAWING SIZE	THIRD ANGLE PROJECTION	SERIES	MATERIAL NUMBER	CUSTOMER		
▽ = 0					D		111145	SEE P/N TABLE	GENERAL MARKET		
▽ = 0						DOCUMENT NUMBER	DOC TYPE	DOC PART	SHEET NUMBER		
▽ = 0						1111450001	PSD	000	3 OF 4		