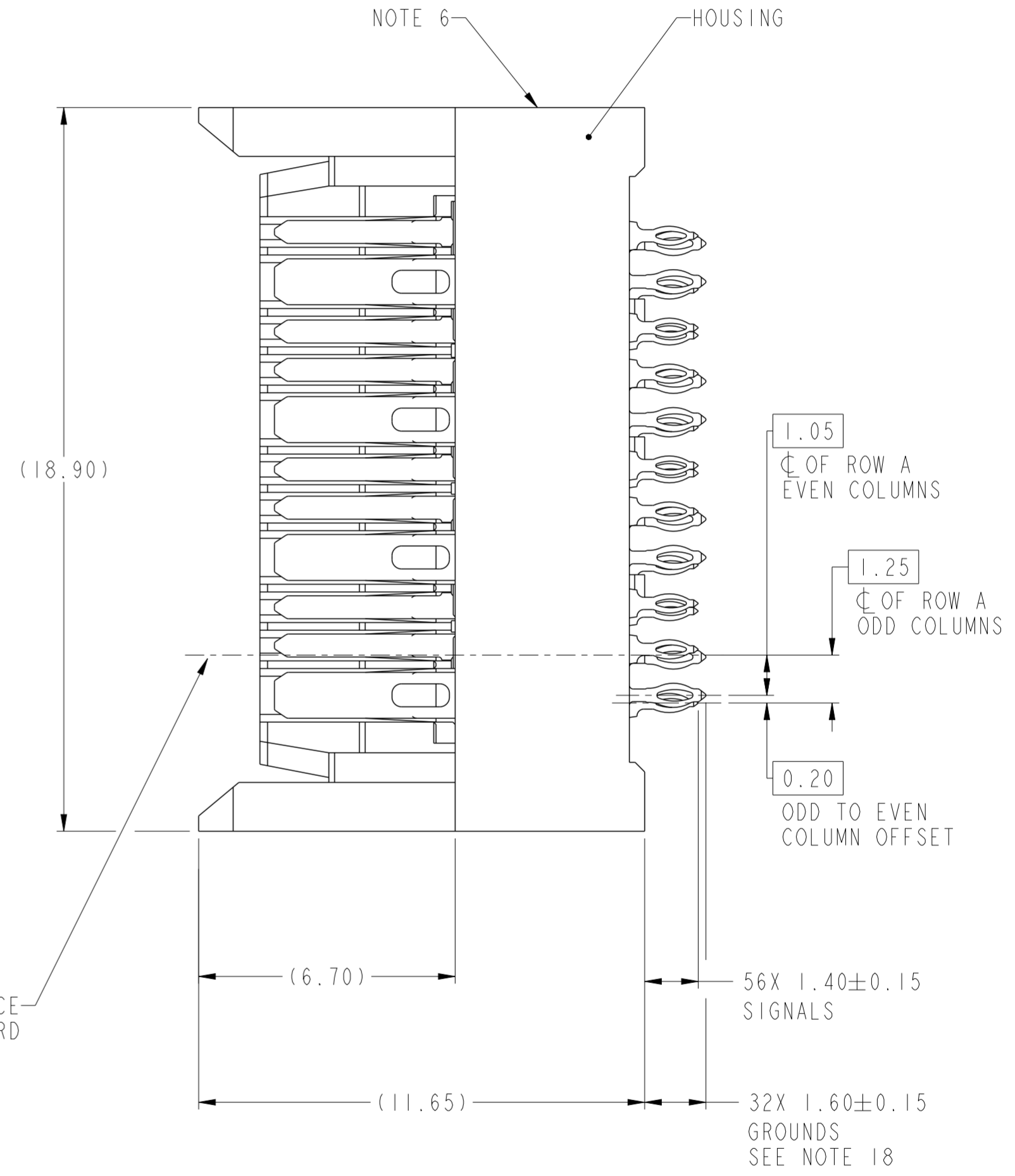
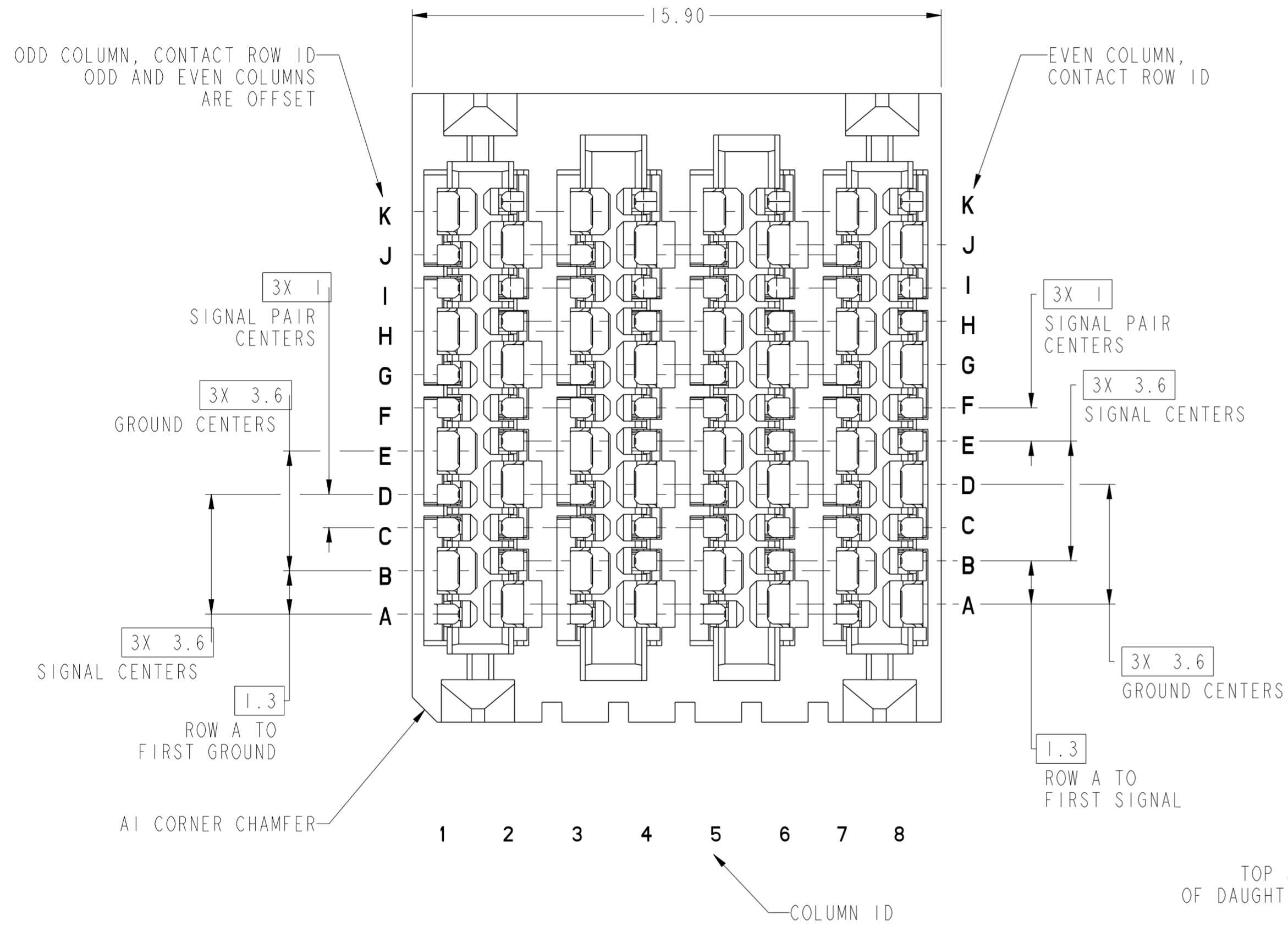


PRODUCT NUMBER
SEE SHEET 10



10124311-Y01LF
(10124311-101LF STANDARD MATE CONNECTOR SHOWN)

spec ref	SEE NOTES	dr	Daniel Xiao	2013/05/21	projection	MM	size	A2	scale	8:1
tolerance std	TOLERANCES UNLESS OTHERWISE SPECIFIED	eng	Peng-Bing Fu	2017/11/08			ecn no	ELX-DG-28406-1	rel level	Released
ASME Y14.5M		chr	Justin Chen	2017/11/29						
		appr	Heaven Cen	2017/11/30						
surface	linear	0.X	±.3		product family		ExaMAX	title ExaMAX VERTICAL HEADER ASSY 3 PR, 88 POS, 8 IMLA cat. no. SEE TABLE	Product - Customer Drw	sheet 1 of 11
		0.XX	±.10		title 10124311	rev B				
		0.XXX	±.050							
	angular	0°	±°							

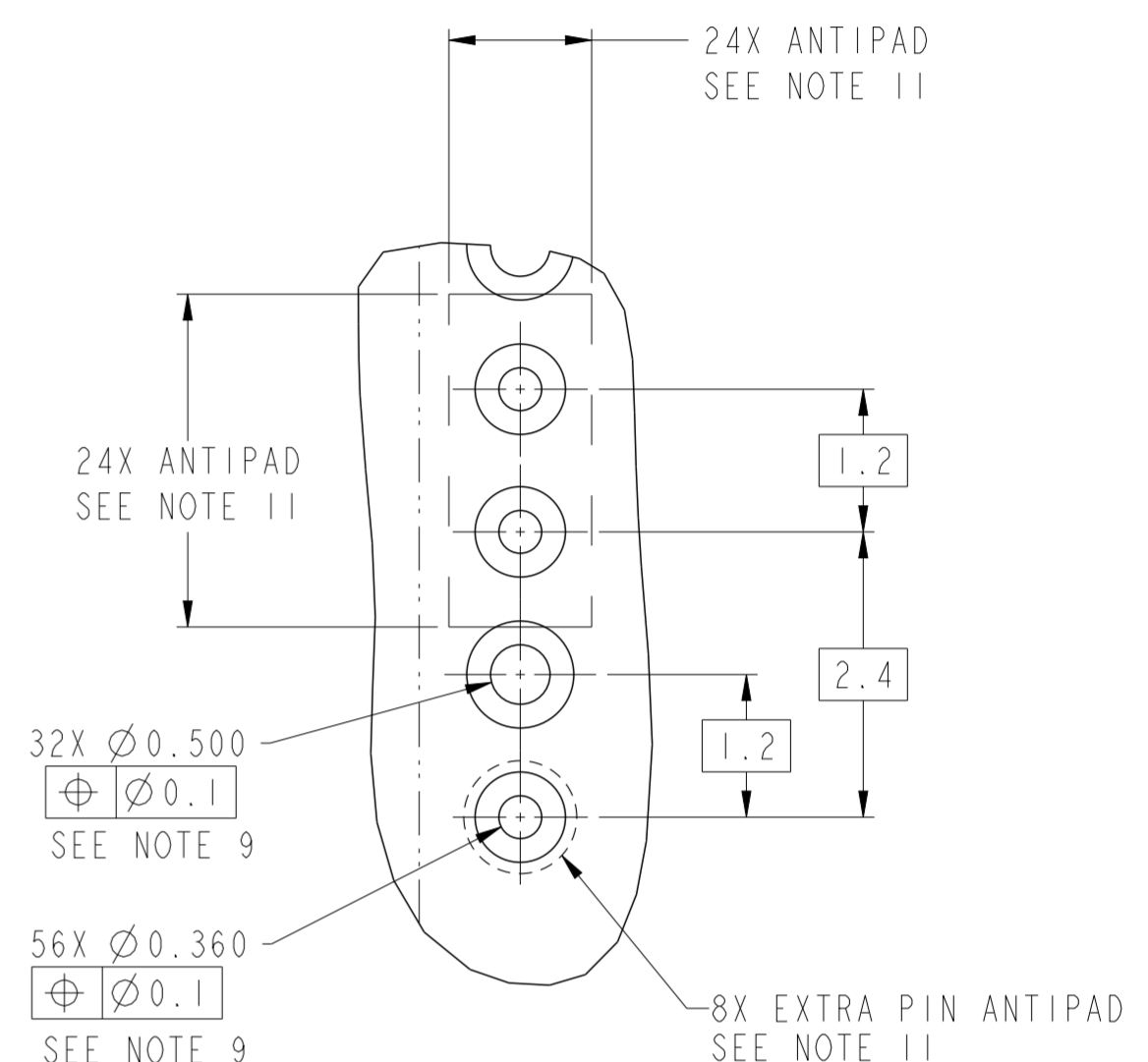
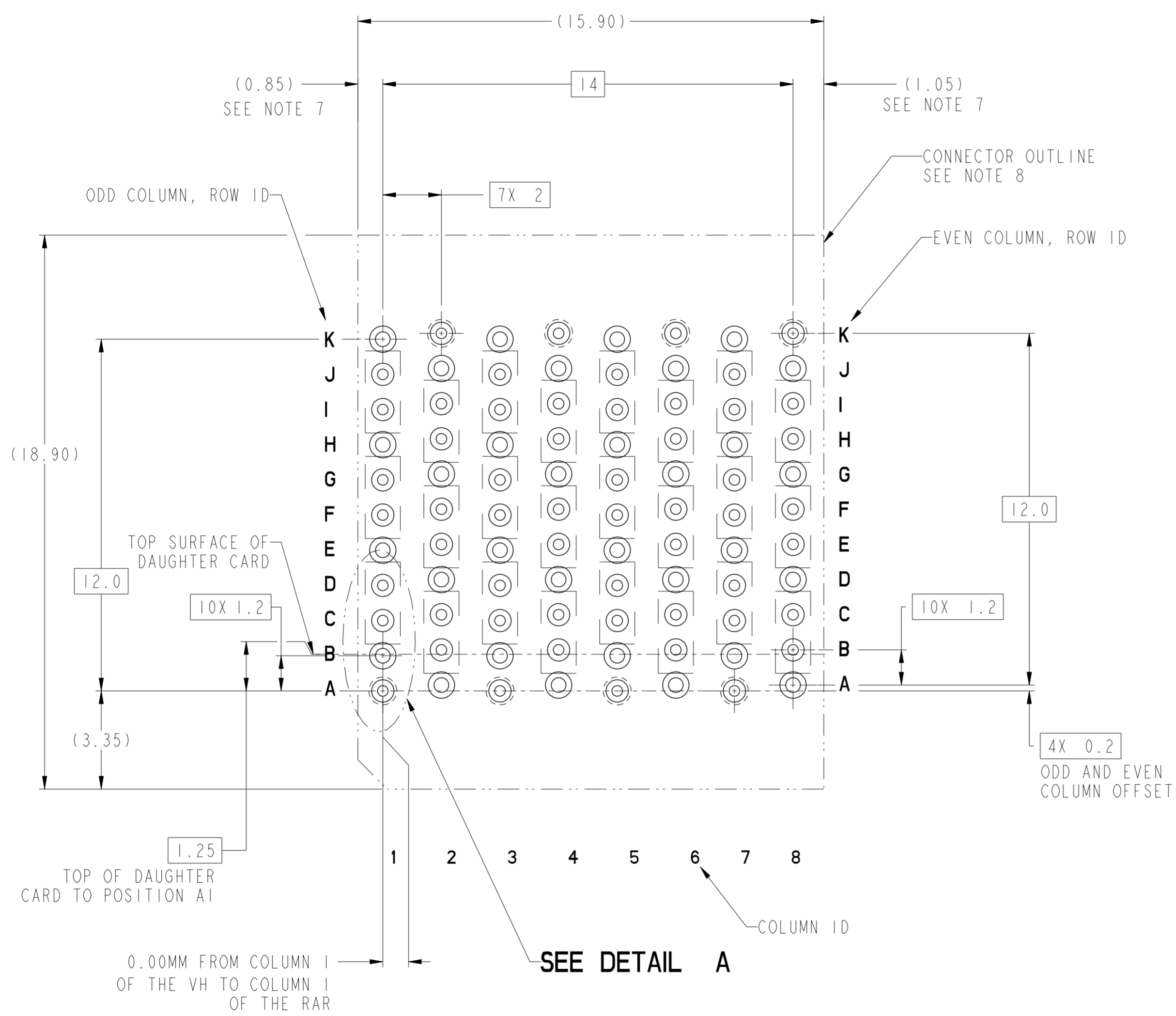
PDS: Rev :B

STATUS:Released

Printed: Dec 02, 2017

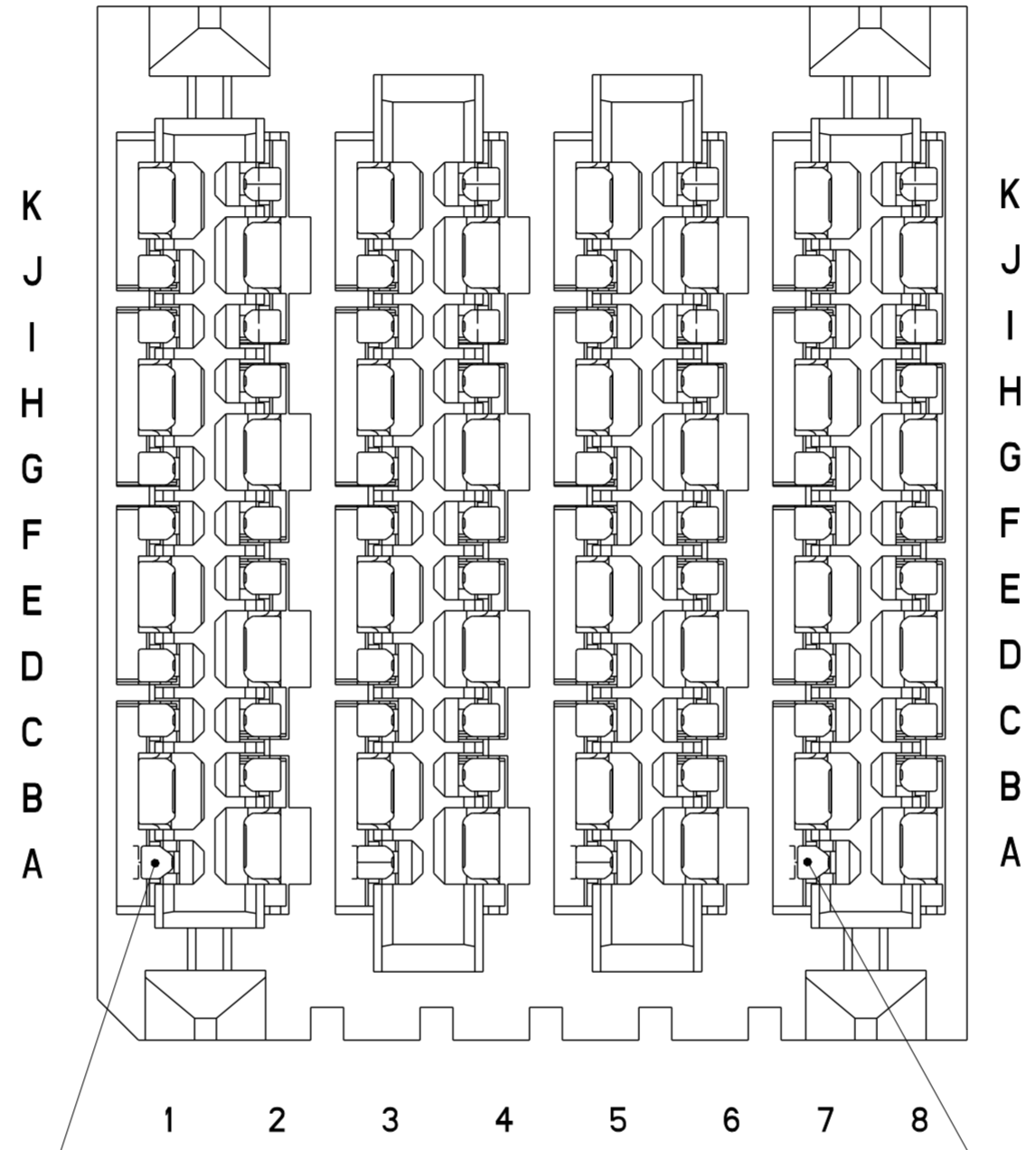
Amphenol FCI

© 2016 AFCI



**RECOMMENDED PCB LAYOUT FOR
10124311-Y01LF COMPONENT SIDE
SEE NOTES 7, 8, 9, & 11**

spec ref	SEE NOTES	dr	Daniel Xiao	2013/05/21	projection	MM	size	A2	scale	3:1
tolerance std	TOLERANCES UNLESS OTHERWISE SPECIFIED	eng	Peng-Bing Fu	2017/11/08			ecn no	ELX-DG-28406-1	rel level	Released
ASME Y14.5M		chr	Justin Chen	2017/11/29						
		appr	Heaven Cen	2017/11/30						
surface	linear	0.X	±.3	Amphenol FCI		title ExaMAX VERTICAL HEADER ASSY 3 PR, 88 POS, 8 IMLA	dwg no 10124311	rev B	cat. no. SEE TABLE Product - Customer Drw sheet 2 of 11	
		0.XX	±.10							
		0.XXX	±.050							
	angular	0°	±°	PDS: Rev :B		STATUS:Released		Printed: Dec 02, 2017		



ADVANCED MATE POSITION A1
SEE NOTE 13

ADVANCED MATE POSITION A7
SEE NOTE 13

10124311-201LF
ADVANCED MATE CONNECTOR
 ADVANCED MATE POSITIONS ARE POSITIONS A1 AND A7 ONLY
 FOR ALL OTHER DIMENSIONS SEE SHEET 1

Amphenol
FCi

© 2016 AFCi

spec ref	SEE NOTES	dr	Daniel Xiao	2013/05/21	projection	MM	size	A2	scale	6:1												
tolerance std	TOLERANCES UNLESS OTHERWISE SPECIFIED	eng	Peng-Bing Fu	2017/11/08			ecn no	ELX-DG-28406-1														
ASME Y14.5M		chr	Justin Chen	2017/11/29			rel level	Released														
surface	<table border="1"> <tr> <td>linear</td> <td>0.X</td> <td>±.3</td> </tr> <tr> <td></td> <td>0.XX</td> <td>±.10</td> </tr> <tr> <td></td> <td>0.XXX</td> <td>±.050</td> </tr> <tr> <td>angular</td> <td>0°</td> <td>±°</td> </tr> </table>	linear	0.X	±.3		0.XX	±.10		0.XXX	±.050	angular	0°	±°	appr	Heaven Cen	2017/11/30	product family	ExaMAX		rel level	Released	
linear	0.X	±.3																				
	0.XX	±.10																				
	0.XXX	±.050																				
angular	0°	±°																				
				title	ExaMAX VERTICAL HEADER ASSY			dwg no	10124311													
					3 PR, 88 POS, 8 IMLA			rev	B													
				cat. no.	SEE TABLE	Product - Customer Drw		sheet 3 of 11														

1 2 3 4 5 6 7 8

A

B

C

D

E

F

A

B

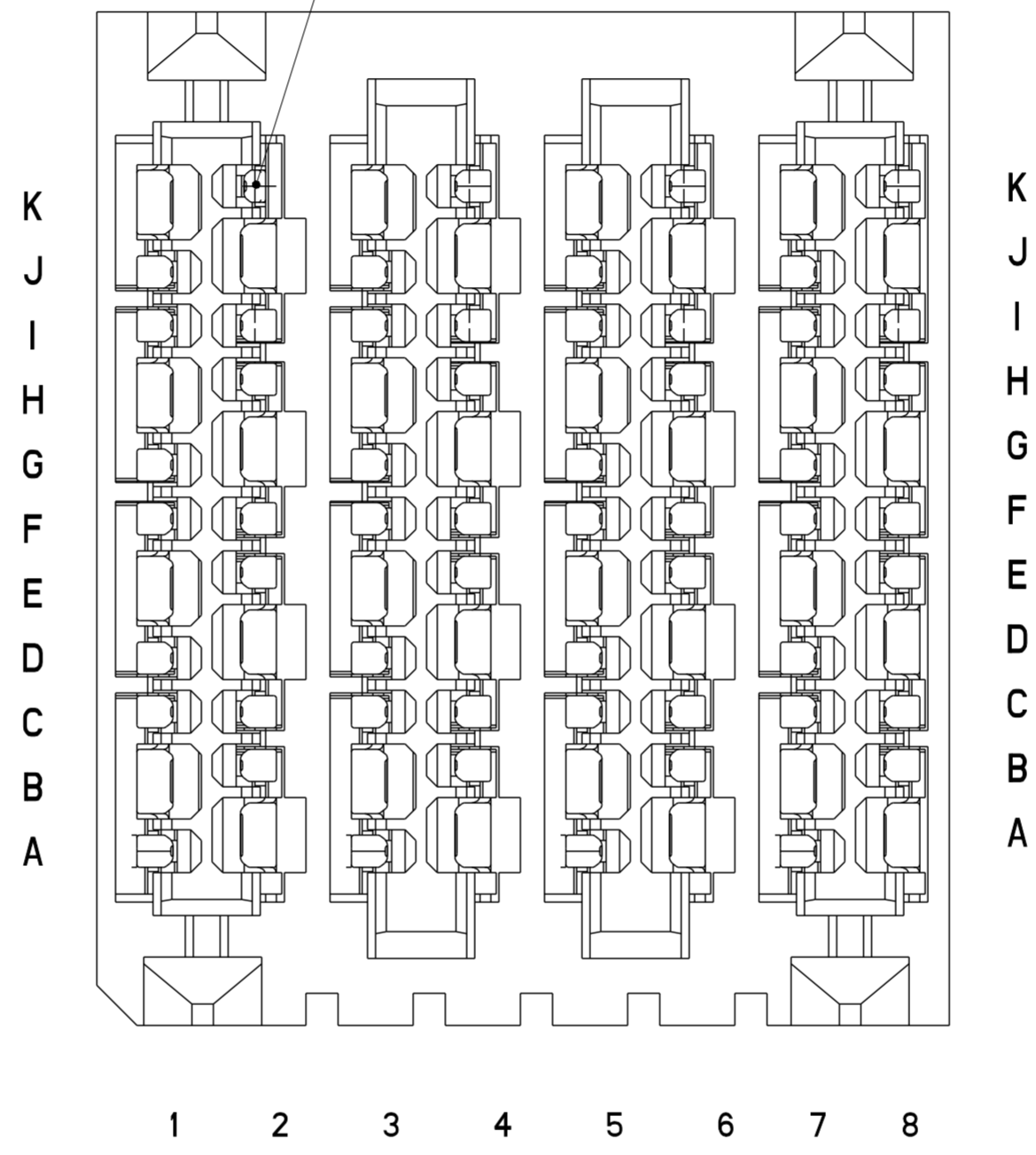
C

D

E

F

SHORT DETECT
POSITION K2
SEE NOTE 14



10124311-301LF
SHORT DETECT CONNECTOR
SHORT DETECT POSITION IS K2 ONLY
FOR ALL OTHER DIMENSIONS SEE SHEET 1

Amphenol
FCi

© 2016 AFci

spec ref	SEE NOTES	dr	Daniel Xiao	2013/05/21	projection	MM	size	A2	scale	6:1													
tolerance std	TOLERANCES UNLESS OTHERWISE SPECIFIED	eng	Peng-Bing Fu	2017/11/08			ecn no	ELX-DG-28406-1															
ASME Y14.5M		chr	Justin Chen	2017/11/29			rel level	Released															
		appr	Heaven Cen	2017/11/30			product family	ExaMAX															
surface	<table border="1"> <tr> <td>linear</td> <td>0.X</td> <td>±.3</td> </tr> <tr> <td></td> <td>0.XX</td> <td>±.10</td> </tr> <tr> <td></td> <td>0.XXX</td> <td>±.050</td> </tr> <tr> <td>angular</td> <td>0°</td> <td>±°</td> </tr> </table>	linear	0.X	±.3		0.XX	±.10		0.XXX	±.050	angular	0°	±°	Amphenol FCi	title	ExaMAX VERTICAL HEADER ASSY			dwg no	10124311		rev	B
linear	0.X	±.3																					
	0.XX	±.10																					
	0.XXX	±.050																					
angular	0°	±°																					
				3 PR, 88 POS, 8 IMLA	cat. no.	SEE TABLE	Product - Customer Drw	sheet 4 of 11															

1 2 3 4 5 6 7 8

A

B

C

D

E

F

A

B

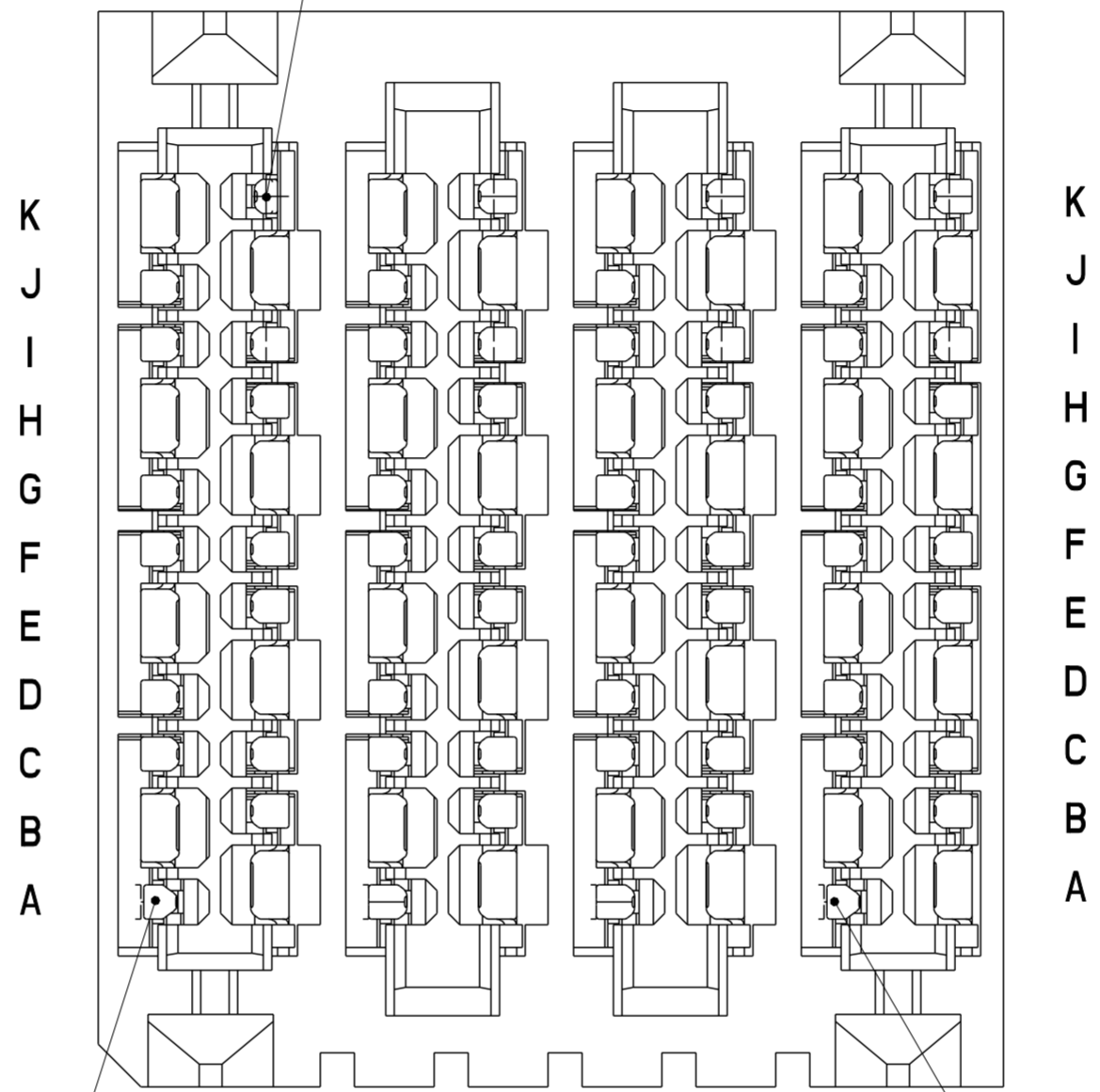
C

D

E

F

SHORT DETECT
POSITION K2
SEE NOTE 15



ADVANCED MATE
POSITION A1
SEE NOTE 15

ADVANCED MATE
POSITION A7
SEE NOTE 15

10124311-401LF
ADVANCED MATE/SHORT DETECT CONNECTOR
 ADVANCED MATE POSITIONS ARE POSITIONS A1 AND A7 ONLY
 SHORT DETECT POSITION IS K2 ONLY
 FOR ALL OTHER DIMENSIONS SEE SHEET 1

Amphenol
FCi

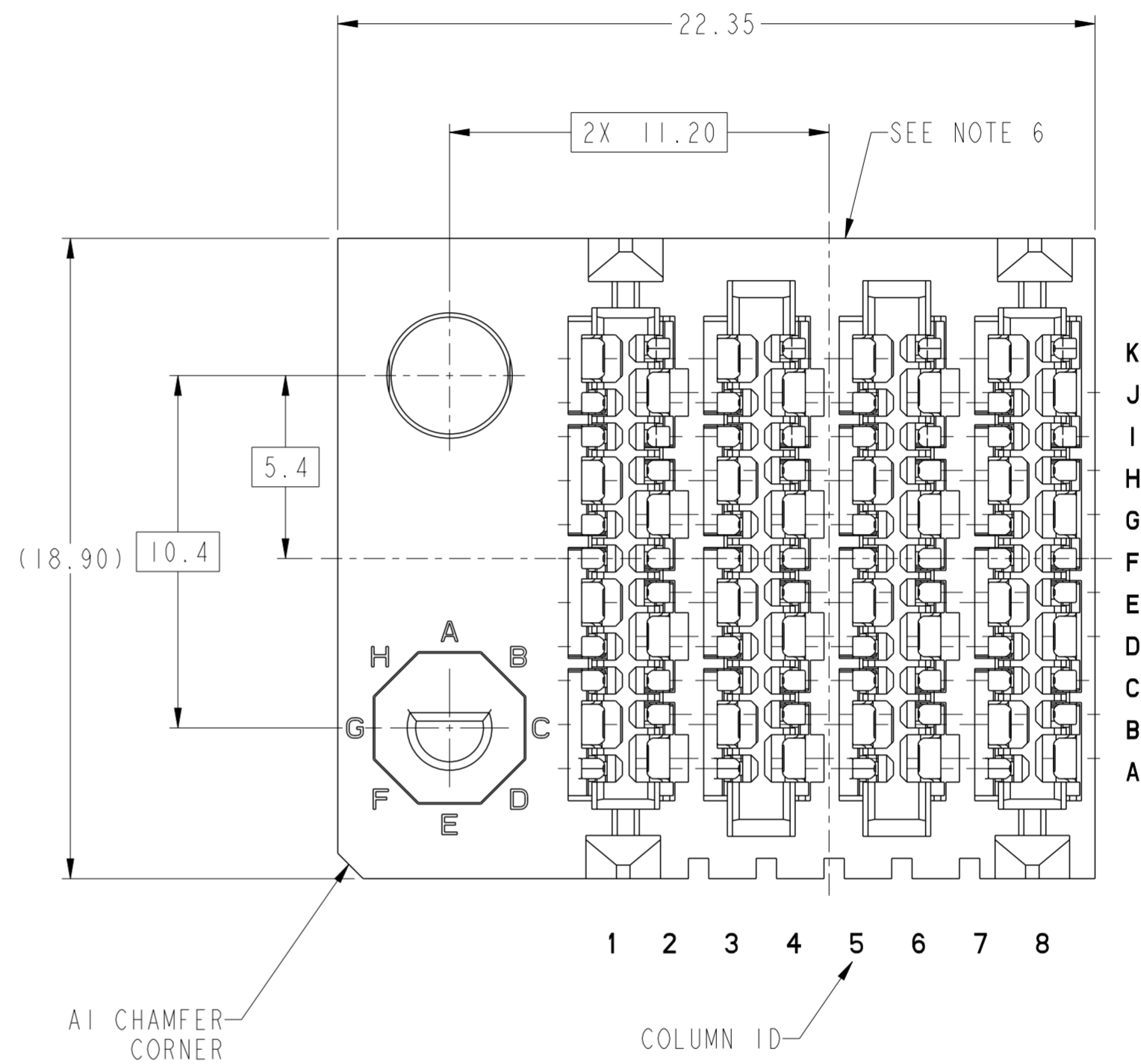
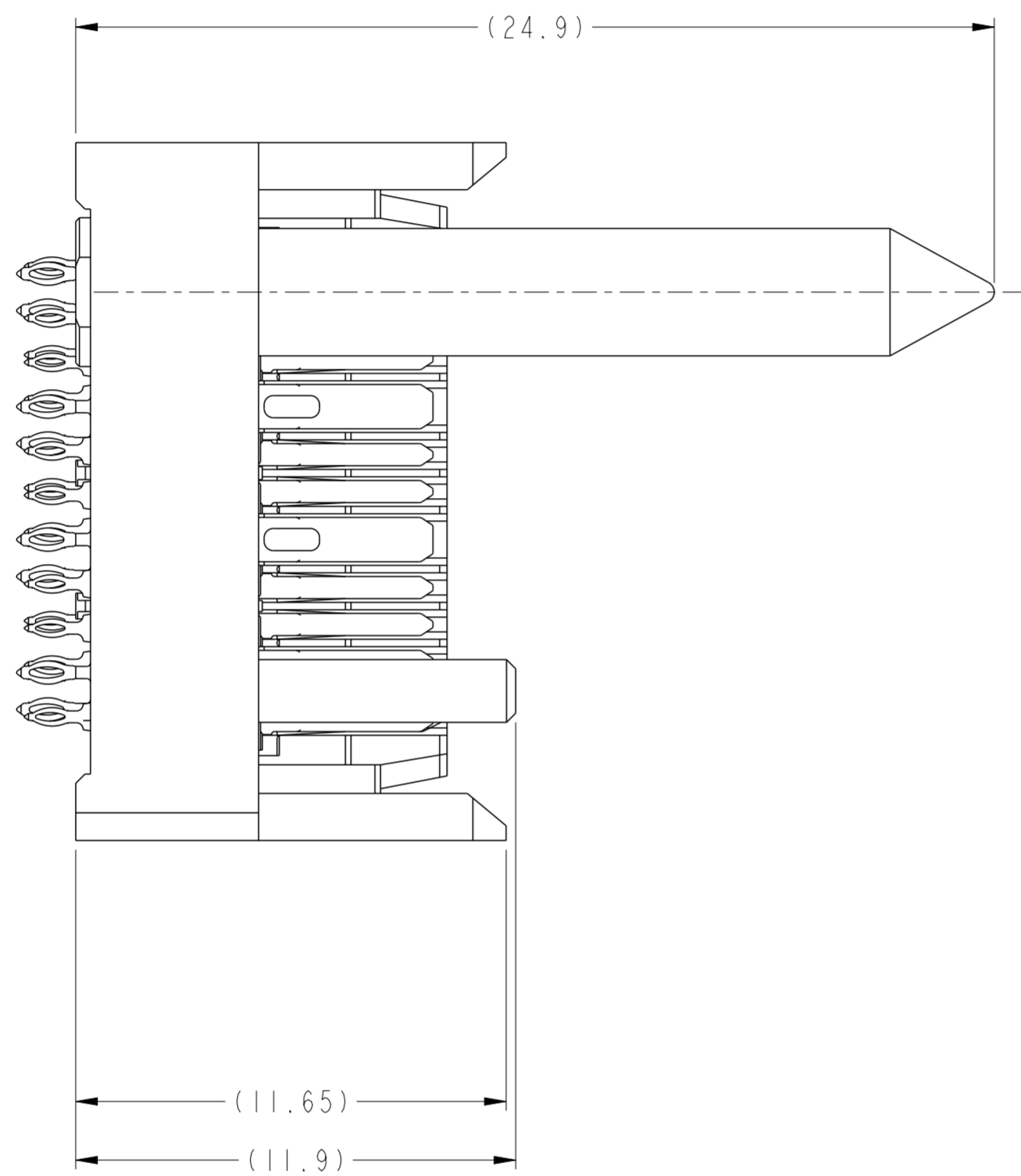
© 2016 APCI

spec ref	SEE NOTES	dr	Daniel Xiao	2013/05/21	projection	MM	size	A2	scale	1:1										
tolerance std	TOLERANCES UNLESS OTHERWISE SPECIFIED	eng	Peng-Bing Fu	2017/11/08			ecn no	ELX-DG-28406-1	rel level	Released										
ASME Y14.5M		chr	Justin Chen	2017/11/29			product family	ExaMAX												
surface	<table border="1"> <tr> <td>linear</td> <td>0.X</td> <td>±.3</td> </tr> <tr> <td></td> <td>0.XX</td> <td>±.10</td> </tr> <tr> <td></td> <td>0.XXX</td> <td>±.050</td> </tr> <tr> <td>angular</td> <td>0°</td> <td>±°</td> </tr> </table>	linear	0.X	±.3		0.XX	±.10		0.XXX	±.050	angular	0°	±°	Amphenol FCi	title	ExaMAX VERTICAL HEADER ASSY	dwg no	10124311	rev	B
linear	0.X	±.3																		
	0.XX	±.10																		
	0.XXX	±.050																		
angular	0°	±°																		
				3 PR, 88 POS, 8 IMLA	cat. no.	SEE TABLE	Product - Customer Drw	sheet 5 of 11												

PDS: Rev :B

STATUS:Released

Printed: Dec 02, 2017



10124311-Y1ALF THRU -Y1JLF
 RIGHT GUIDANCE CONNECTOR (SEE NOTE 17)
 FOR ALL OTHER DIMENSIONS SEE SHEET 1

spec ref	SEE NOTES	dr	Daniel Xiao	2013/05/21	projection	MM	size	A2	scale	6:1										
tolerance std	TOLERANCES UNLESS OTHERWISE SPECIFIED	eng	Peng-Bing Fu	2017/11/08			ecn no	ELX-DG-28406-1												
ASME Y14.5M		chr	Justin Chen	2017/11/29			rel level	Released												
		appr	Heaven Cen	2017/11/30			product family	ExaMAX												
surface	<table border="1"> <tr> <td>linear</td> <td>0.X</td> <td>±.3</td> </tr> <tr> <td></td> <td>0.XX</td> <td>±.10</td> </tr> <tr> <td></td> <td>0.XXX</td> <td>±.050</td> </tr> <tr> <td>angular</td> <td>0°</td> <td>±°</td> </tr> </table>	linear	0.X	±.3		0.XX	±.10		0.XXX	±.050	angular	0°	±°		title ExaMAX VERTICAL HEADER ASSY 3 PR, 88 POS, 8 IMLA		dwg no 10124311	rev B		
linear	0.X	±.3																		
	0.XX	±.10																		
	0.XXX	±.050																		
angular	0°	±°																		
		cat. no.	SEE TABLE	Product - Customer Drw	sheet 6 of 11															

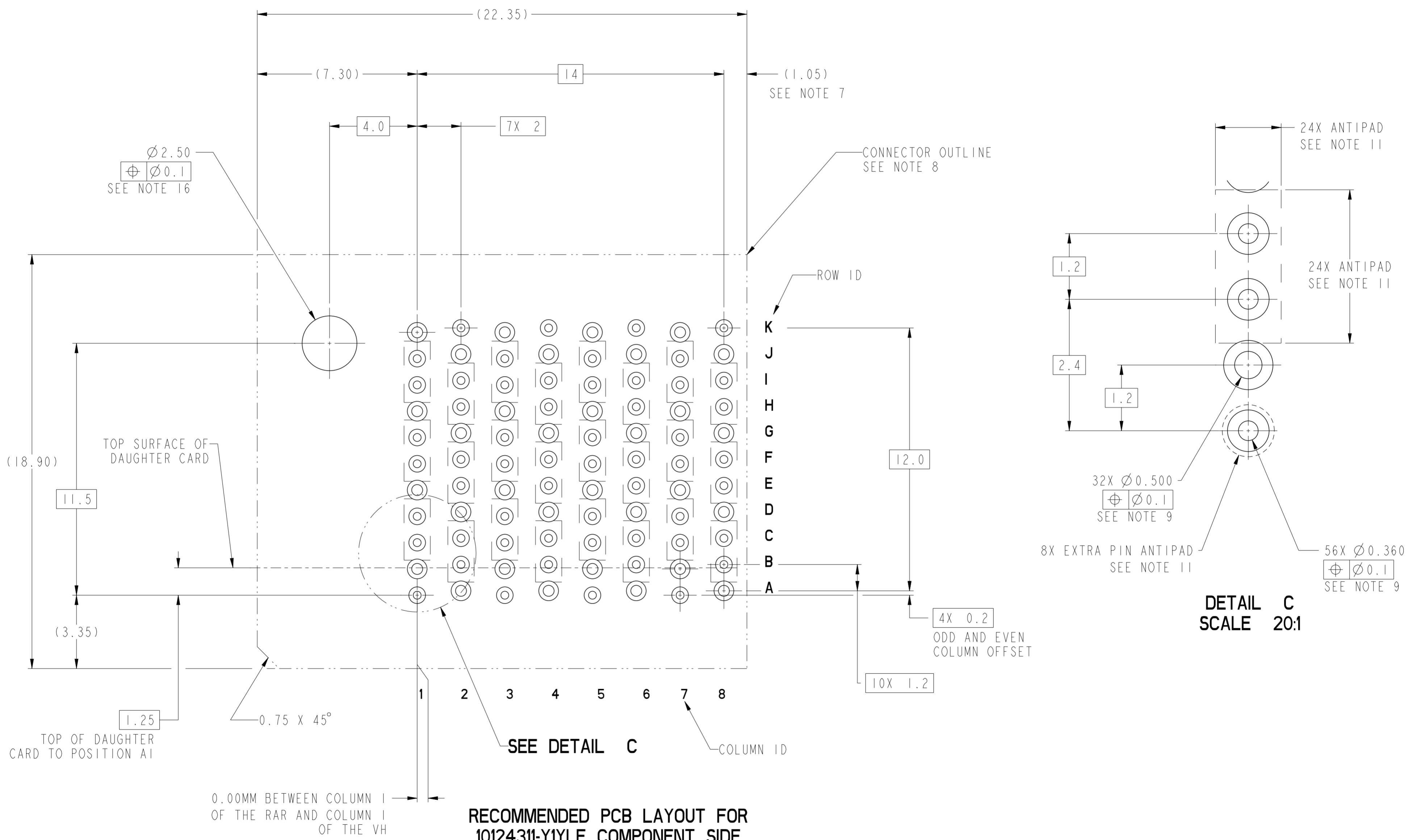
PDS: Rev :B

STATUS:Released

Printed: Dec 02, 2017

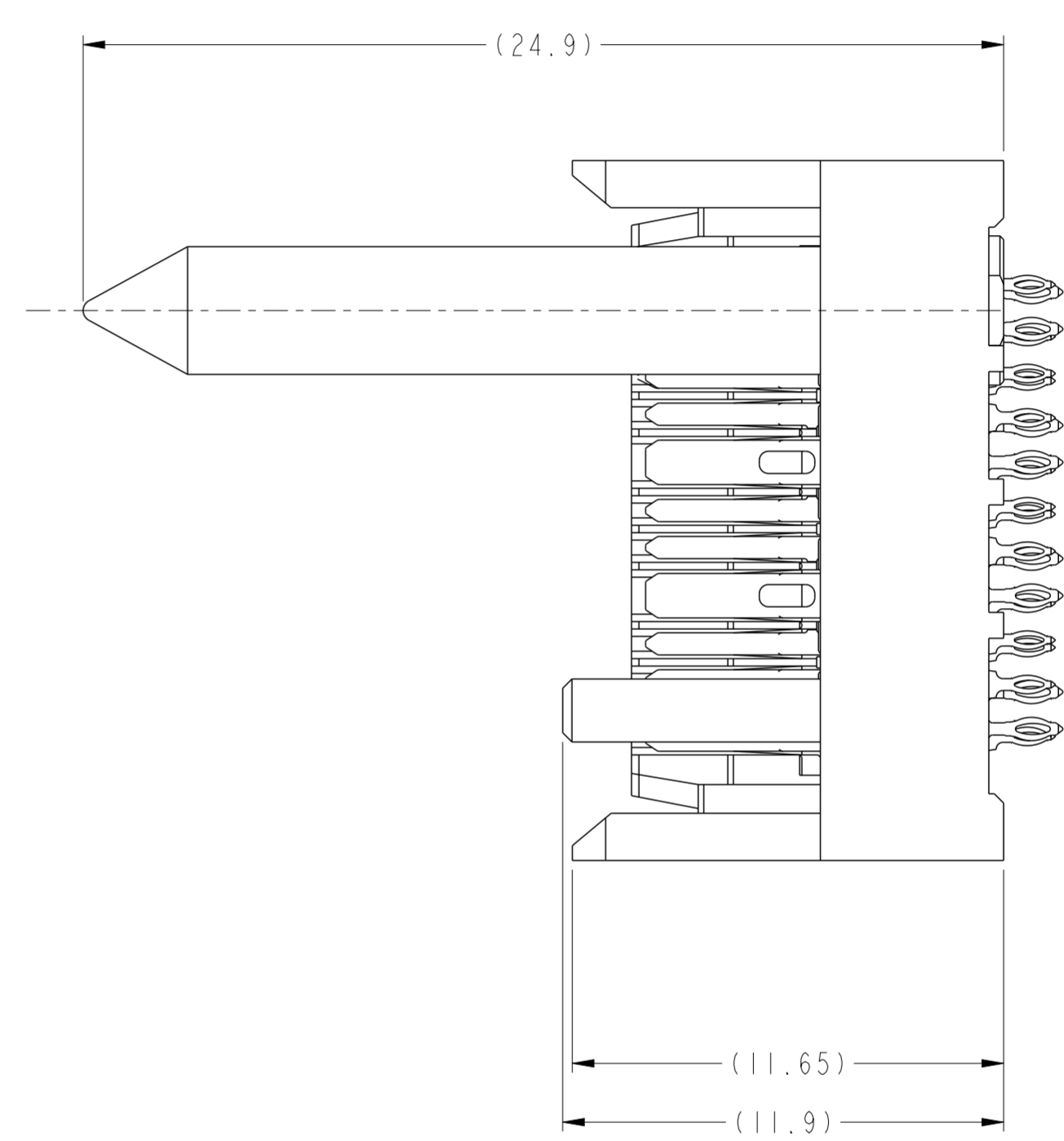
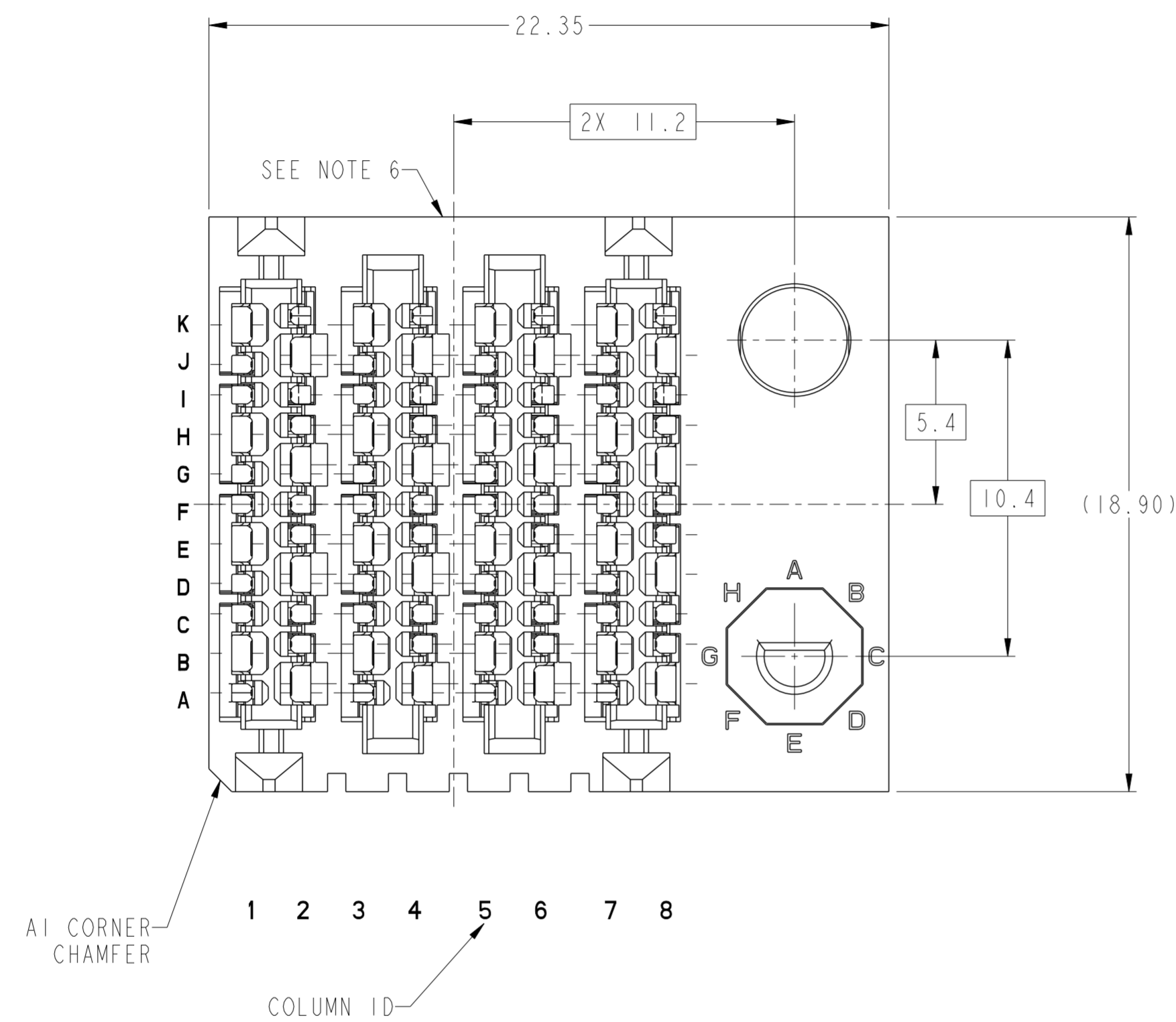
Amphenol
FCI

© 2016 APCI



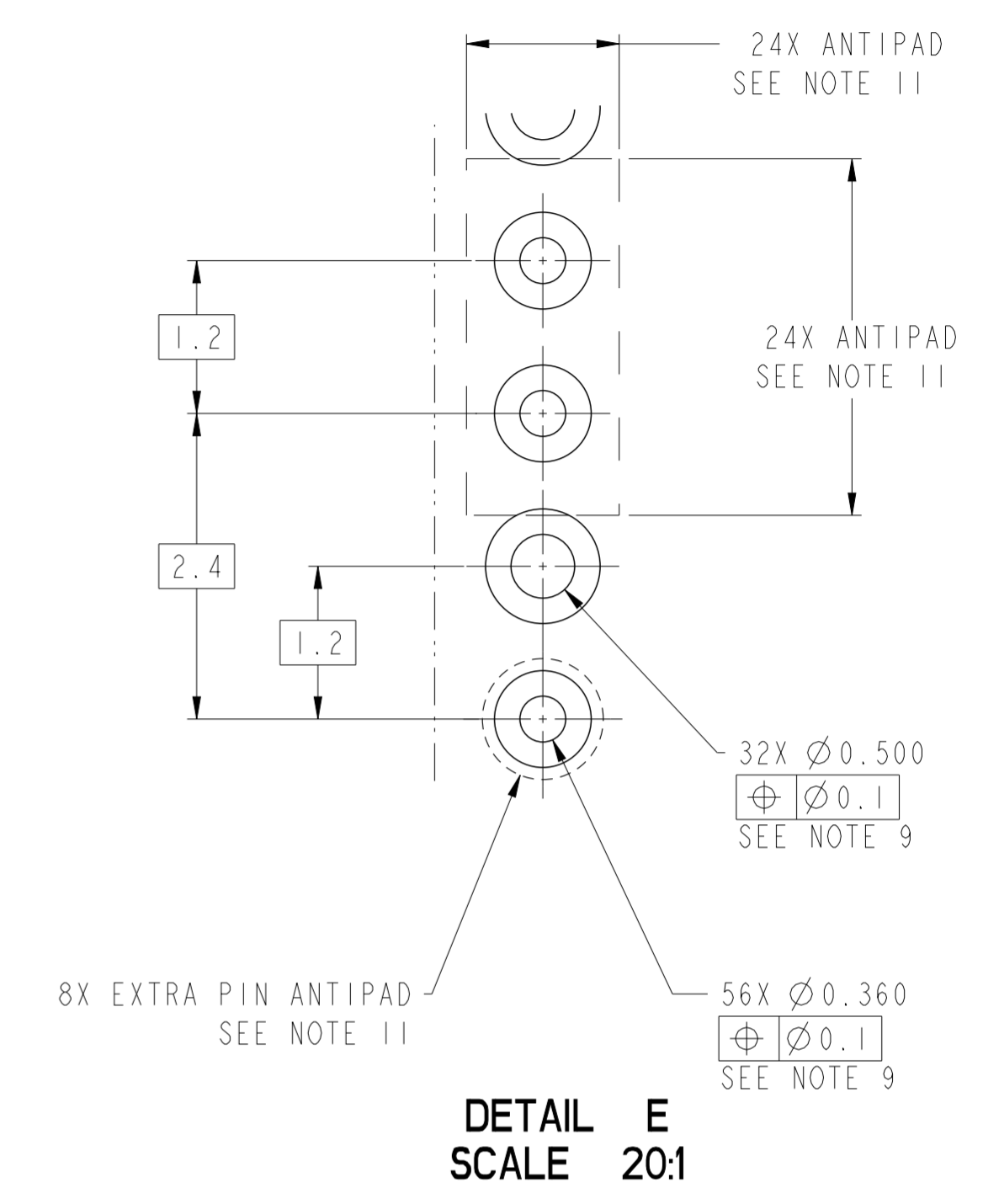
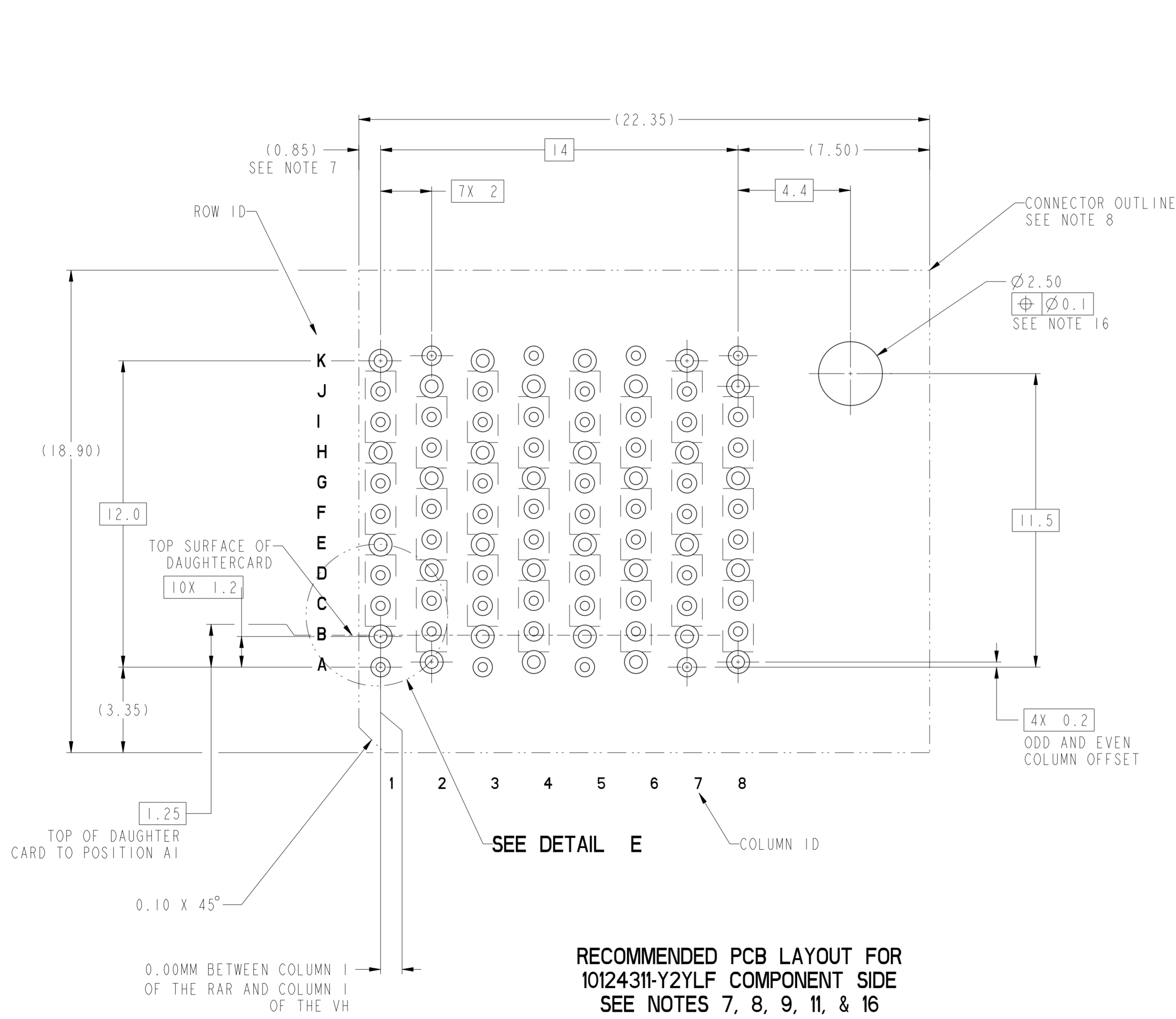
**RECOMMENDED PCB LAYOUT FOR
10124311-Y1YLF COMPONENT SIDE
SEE NOTES 7, 8, 9, 11, & 16**

spec ref	SEE NOTES	dr	Daniel Xiao	2013/05/21	projection	MM	size	A2	scale	2:1
tolerance std	TOLERANCES UNLESS OTHERWISE SPECIFIED	eng	Peng-Bing Fu	2017/11/08			ecn no	ELX-DG-28406-1	rel level	Released
ASME Y14.5M		chr	Justin Chen	2017/11/29						
		appr	Heaven Cen	2017/11/30						
surface	linear	0.X	±.3	product family		ExaMAX	rel level	Released		
		0.XX	±.10	title		ExaMAX VERTICAL HEADER ASSY	dwg no	10124311	rev	B
		0.XXX	±.050	3 PR, 88 POS, 8 IMLA						
	angular	0°	±°	cat. no.		SEE TABLE	Product - Customer Drw	sheet 7 of 11		



10124311-Y2ALF THRU -Y2JLF
LEFT GUIDANCE CONNECTOR (SEE NOTE 17)
FOR ALL OTHER DIMENSIONS SEE SHEET 1

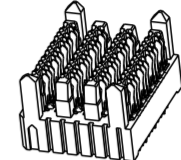
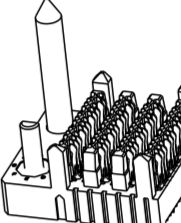
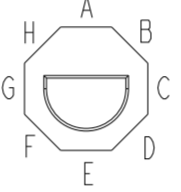
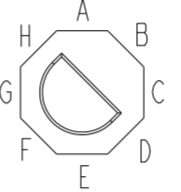
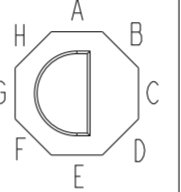
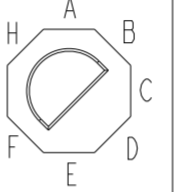
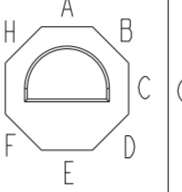
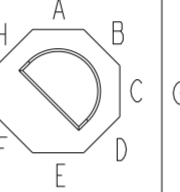
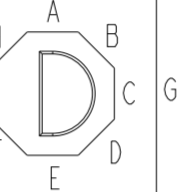
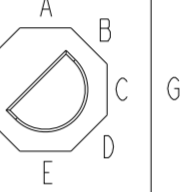
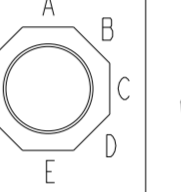
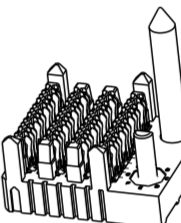
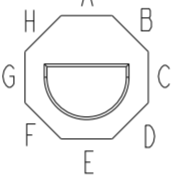


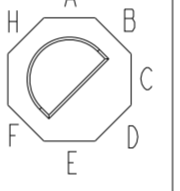
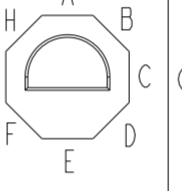
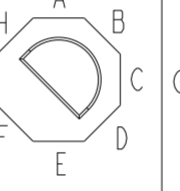
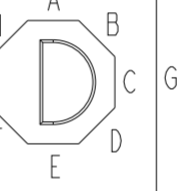
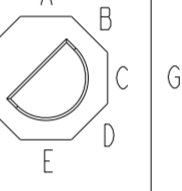
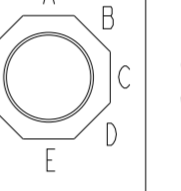
spec ref	SEE NOTES	dr	Daniel Xiao	2013/05/21	projection	MM	size	A2	scale	6:1											
tolerance std	TOLERANCES UNLESS OTHERWISE SPECIFIED	eng	Peng-Bing Fu	2017/11/08			ecn no	ELX-DG-28406-1													
ASME Y14.5M		chr	Justin Chen	2017/11/29			rel level	Released													
		appr	Heaven Cen	2017/11/30			product family	ExaMAX													
surface	<table border="1"> <tr> <td>linear</td> <td>0.X</td> <td>±.3</td> </tr> <tr> <td></td> <td>0.XX</td> <td>±.10</td> </tr> <tr> <td></td> <td>0.XXX</td> <td>±.050</td> </tr> <tr> <td>angular</td> <td>0°</td> <td>±°</td> </tr> </table>	linear	0.X	±.3		0.XX	±.10		0.XXX	±.050	angular	0°	±°			title ExaMAX VERTICAL HEADER ASSY 3 PR, 88 POS, 8 IMLA		dwg no 10124311	rev B		
linear	0.X	±.3																			
	0.XX	±.10																			
	0.XXX	±.050																			
angular	0°	±°																			
		cat. no.	SEE TABLE	Product - Customer Drw	sheet 8 of 11																




RECOMMENDED PCB LAYOUT FOR
10124311-Y2YLF COMPONENT SIDE
SEE NOTES 7, 8, 9, 11, & 16

spec ref	SEE NOTES	dr	Daniel Xiao	2013/05/21	projection	MM	size	A2	scale	2:1
tolerance std	TOLERANCES UNLESS OTHERWISE SPECIFIED	eng	Peng-Bing Fu	2017/11/08			ecn no	ELX-DG-28406-1	rel level Released	rev B
ASME Y14.5M		chr	Justin Chen	2017/11/29			product family	ExaMAX		
		appr	Heaven Cen	2017/11/30			cat. no.	SEE TABLE		
surface	linear 0.X ±.3 0.XX ±.10 0.XXX ±.050 angular 0° ±°	Amphenol FCI		title ExaMAX VERTICAL HEADER ASSY 3 PR, 88 POS, 8 IMLA		dwg no 10124311		rev B		

10124311 - Y Y Y L F

MODULE DESCRIPTION	DESIGNATION REPRESENTED IN DASH NUMBER										BASE MODULE
STANDARD NO GUIDANE (SEE SHEET 1)	01										
RIGHT GUIDANCE MODULE (SEE SHEET 6)	1A	1B	1C	1D	1E	1F	1G	1H	1J (NO KEY)		
											
LEFT GUIDANCE MODULE (SEE SHEET 8)	2A	2B	2C	2D	2E	2F	2G	2H	2J (NO KEY)		
											

ASSEMBLY PART NUMBER	DESCRIPTION
10124311-1YYLF	STANDARD MATE
10124311-2YYLF	ADVANCED MATE
10124311-3YYLF	SHORT DETECT
10124311-4YYLF	ADVANCED MATE & SHORT DETECT

spec ref	SEE NOTES	dr	Daniel Xiao	2013/05/21	projection	MM	size	A2	scale	1:1
tolerance std	TOLERANCES UNLESS OTHERWISE SPECIFIED	eng	Peng-Bing Fu	2017/11/08		← →	ecn no	ELX-DG-28406-1	rel level	Released
ASME Y14.5M		chr	Justin Chen	2017/11/29						
		appr	Heaven Cen	2017/11/30						
surface	linear	0.X	±.3	Amphenol FCI	title	ExdMAX VERTICAL HEADER ASSY	dwg no	10124311	rev	B
		0.XX	±.10							
		0.XXX	±.050							
	angular	0°	±°	cat. no.	SEE TABLE	Product - Customer Drw	sheet 10 of 11			

NOTES

- ①- CONNECTOR MATERIALS:
HOUSING: HIGH TEMP THERMOPLASTIC, BLACK, UL94-V0
IMLA PLASTIC: HIGH TEMP THERMOPLASTIC, BLACK, UL94-V0
CONTACT: COPPER ALLOY
GUIDE PIN: ZINC ALLOY
KEY PIN: ZINC ALLOY
- 2 - CONTACT PLATING:
SEPARABLE INTERFACE:
PERFORMANCE-BASED PLATING, QUALIFIED TO MEET THE REQUIREMENTS OF FCI PRODUCT SPECIFICATION GS-12-1096 INCLUDING TELCORDIA GR-1217-CORE (NOVEMBER 1995) CENTRAL OFFICE TEST SEQUENCE

PRESS-FIT TAILS: TIN OVER NICKEL (LEAD FREE)
- 3 - PRODUCT SPECIFICATION: GS-12-1096
- 4 - APPLICATION SPECIFICATION: GS-20-0361
- 5 - PACKAGING MEETS GS-14-920 LEAD FREE LABELING SPECIFICATION.
- ⑥- PRODUCT MARKING, (PART NUMBER & LOT CODE), ON THIS SURFACE.
- ⑦- THE MINIMUM VIA SPACING BETWEEN STACKED CONNECTORS WILL BE 2.0 mm OR 3.0 mm AS DEFINED BY NOTE 7 ON THE MATING RECEPTACLE CUSTOMER DRAWING. REFER TO THE APPLICATION SPECIFICATION FOR DETAILS.
- ⑧- CONNECTOR OUTLINE MAY BE SCREEN PRINTED ONTO CUSTOMER PCB TO BE USED AS A GUIDE FOR MANUAL CONNECTOR PLACEMENT.
- ⑨- REFER TO CUSTOMER DRAWING 10119933 FOR INFORMATION ON PCB HOLE DIAMETERS AND PLATING OPTIONS
- 10- THIS PRODUCT MEETS THE EUROPEAN UNION DIRECTIVES & OTHER COUNTRY REGULATIONS AS DESCRIBED IN GS-47-0004
- ⑪- REFER TO ROUTING GUIDE GS-20-0511 FOR RECOMMENDATIONS ON OPTIMIZATION OF FOOTPRINT AND TRACE ROUTING LAYOUT.
- 12- THE HOUSING WILL WITHSTAND EXPOSURE TO 260°C PEAK TEMPERATURE FOR 10-30 SECONDS IN A CONVECTION, INFRA-RED, OR VAPOR PHASE REFLOW OVEN.
- ⑬- THE ADVANCED MATE HEADER, 10124311-2YYLF, WHEN MATED WITH AN ADVANCED MATE RECEPTACLE WILL PROVIDE 2 PAIRS OF MATING CONTACTS THAT MATE 0.75MM BEFORE THE REMAINDER OF THE SIGNAL AND GROUND CONTACTS.
- ⑭- THE SHORT DETECT HEADER, 10124311-3YYLF, WHEN MATED WITH A STANDARD MATE RECEPTACLE WILL PROVIDE 1 PAIR OF MATING CONTACTS THAT MATE 1.00MM AFTER THE REMAINDER OF THE SIGNAL AND GROUND CONTACTS.
- ⑮- THE ADVANCED MATE/SHORT DETECT HEADER, 10124311-4YYLF, WHEN MATED WITH AN ADVANCED MATE RECEPTACLE WILL PROVIDE 2 PAIRS OF MATING CONTACTS THAT MATE 0.75MM BEFORE THE REMAINDER OF THE SIGNAL AND GROUND CONTACTS, AND 1 PAIR OF MATING CONTACTS THAT MATE 1.00MM AFTER THE REMAINDER OF THE SIGNAL AND GROUND CONTACTS.
- ⑯- FOR CONNECTORS WITH EITHER A RIGHT OR LEFT GUIDE MODULE, ONE PHILLIPS PAN HEAD M2 HOLD DOWN SCREW MUST BE USED TO SECURE GUIDE PIN/CONNECTOR TO THE PCB. THE SCREW LENGTH SHALL BE 2.0 - 6.0mm PLUS THE THICKNESS OF THE BOARD. SCREW IS NOT PROVIDED WITH CONNECTOR.
- ⑰- LEFT / RIGHT INTEGRATED GUIDE ORIENTATION IS DETERMINED BY THE LOCATION OF THE GUIDE FEATURES WHEN LOOKING AT THE MATING FACE OF THE RIGHT ANGEL RECEPTACLE. THE LEFT / RIGHT DESIGNATION OF THE MATING HEADER IS DEFINED BY THE RIGHT ANGEL RECEPTACLE THAT IT MATES WITH (i. e. A RIGHT GUIDE VERTICAL HEADER MATES A RIGHT GUIDE RIGHT ANGEL RECEPTACLE.)
- ⑱- ALL GROUND CONTACTS WITHIN A COLUMN ARE COMMONED.

spec ref	SEE NOTES	dr	Daniel Xiao	2013/05/21	projection	MM	size	A2	scale	2:1
tolerance std	TOLERANCES UNLESS OTHERWISE SPECIFIED	eng	Peng-Bing Fu	2017/11/08		← MM →	ecn no	ELX-DG-28406-1		
ASME Y14.5M		chr	Justin Chen	2017/11/29			rel level	Released		
surface - ✓	linear	appr	Heaven Cen	2017/11/30	product family	ExaMAX	rel level	Released		
		0.X	±.3	Amphenol FCi	title	ExaMAX VERTICAL HEADER ASSY	dwg no	10124311	rev	B
		0.XX	±.10							
0.XXX	±.050									
angular	0°	±°	cat. no.	SEE TABLE	Product - Customer Drw	sheet 11 of 11				

Amphenol
FCi

© 2016 AFci