






IPBS-105-01-T-S-GP



IPBS-105-02-T-D



IPBS-110-01-T-D-GP



IPBS SERIES

(4.19 mm) .165"

# ISOLATED CONTACT POWER SOCKET

## SPECIFICATIONS

For complete specifications see [www.samtec.com?IPBS](http://www.samtec.com?IPBS)

**Insulator Material:** Black Liquid Crystal Polymer

**Contact Material:** Phosphor Bronze

**Plating:** Sn over 50 μm (1.27 μm) Ni

**Operating Temp Range:** -55 °C to +105 °C

**Insertion Depth:** (6.15 mm) .242" to (7.24 mm) .285"

**Wiping Distance:** (0.38 mm) .015" min.

**Voltage Rating:** 400 VAC/565 VDC

**Standard Creepage:** (4.27 mm) .168" (-S) (1.68 mm) .066" (-D)

**Standard Clearance:** (2.16 mm) .085" (-S) (1.14 mm) .045" (-D)

**RoHS Compliant:** Yes

**Lead-Free Solderable:** Yes

Yes

Mates with:  
IPBT

IPBT/IPBS	
PINS POWERED	CURRENT RATING (PER CONTACT)
2	10.3 A
4	8.4 A
6	7.6 A
8	7.1 A
30	6.0 A

Individually shrouded contacts

Optional polarized guide posts

**RUGGEDIZED**  
BY SAMTEC

- Individually shrouded contacts
- Polarized guide post option

(4.19 mm)  
.165"  
pitch

## RECOGNITIONS

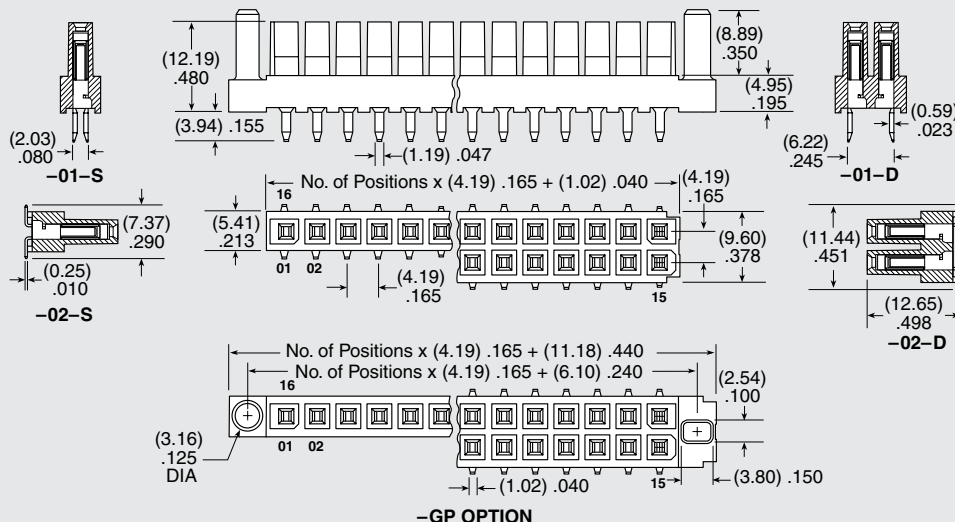
For complete scope of recognitions see [www.samtec.com/quality](http://www.samtec.com/quality)



IPBS	1	NO. OF POSITIONS PER ROW	LEAD STYLE	PLATING OPTION	ROW OPTION	OPTION
		02, 03, 04, 05, 08, 10, 15 (-D only)	-01 = Standard Power	-T = Matte Tin	-S = Single Row	-GP = Guide Post
		02, 03, 04, 05, 08, 10 (Standard sizes)	-02 = Standard Power Surface Mount		-D = Double Row	

## ALSO AVAILABLE (MOQ Required)

- Other sizes
  - Increased creepage and clearance with the removal of contacts
- Contact Samtec.



**Note:** Some lengths, styles and options are non-standard, non-returnable.