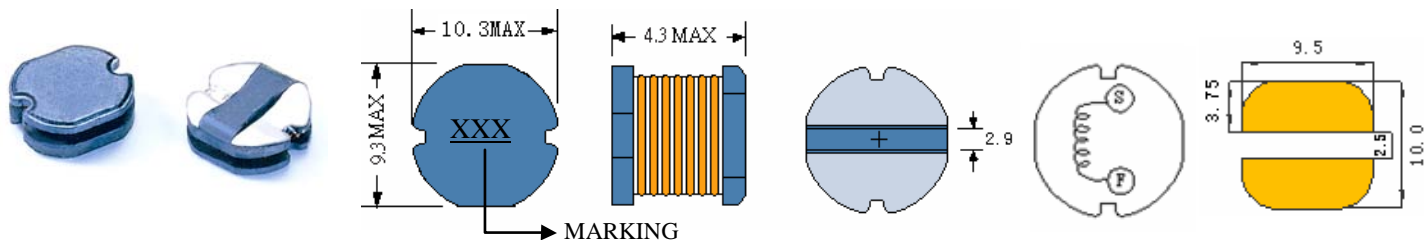


# SC104

## SMD POWER INDUCTORS



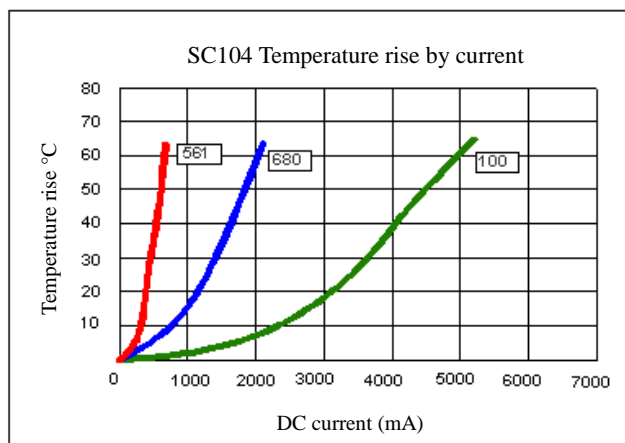
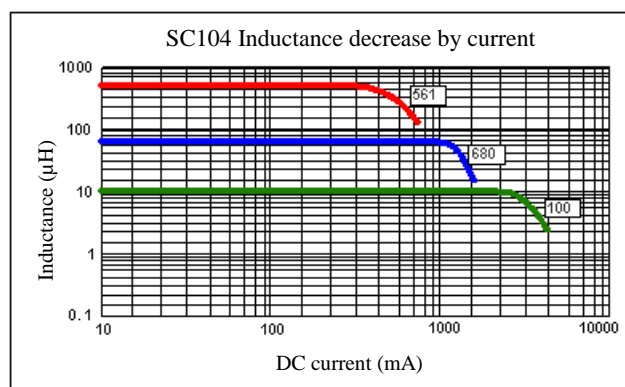
### • Features

1. Open frame construction.



## ELECTRICAL CHARACTERISTICS

Part Number	Inductance (uH) (1)	Test Frequency	DC Resistance (Ω MAX) (2)	Saturation Current <sup>(3)</sup> (A)	Temperature Current <sup>(4)</sup> (A)
SC104-100	10	2.52MHZ	0.053	2.38	3.50
SC104-120	12	2.52MHZ	0.061	2.13	3.10
SC104-150	15	2.52MHZ	0.070	1.87	2.90
SC104-180	18	2.52MHZ	0.081	1.73	2.70
SC104-220	22	2.52MHZ	0.088	1.60	2.30
SC104-270	27	2.52MHZ	0.100	1.44	2.05
SC104-330	33	2.52MHZ	0.120	1.26	1.82
SC104-390	39	2.52MHZ	0.151	1.20	1.68
SC104-470	47	2.52MHZ	0.170	1.10	1.50
SC104-560	56	2.52MHZ	0.199	1.01	1.40
SC104-680	68	2.52MHZ	0.223	0.91	1.30
SC104-820	82	2.52MHZ	0.252	0.85	1.18
SC104-101	100	1KHZ	0.344	0.74	1.12
SC104-121	120	1KHZ	0.396	0.69	1.05
SC104-151	150	1KHZ	0.544	0.61	0.98
SC104-181	180	1KHZ	0.621	0.56	0.90
SC104-221	220	1KHZ	0.721	0.53	0.84
SC104-271	270	1KHZ	0.949	0.45	0.74
SC104-331	330	1KHZ	1.100	0.42	0.64
SC104-391	390	1KHZ	1.245	0.38	0.52
SC104-471	470	1KHZ	1.526	0.35	0.46
SC104-561	560	1KHZ	1.904	0.32	0.43



- (1). Inductance tolerance  $\pm 20\%$  tested at 0.25V, 0ADC and 25°C.
- (2). DCR measured at 25°C.
- (3). The DC current at which the inductance decreases by 10% from its initial value.
- (4). The DC current that results in a 40°C temperature rise from 25°C ambient.

[Click here for QUANTITY PER REEL & PACKING INFORMATION](#)

**Custom versions available upon request.**

©2011 Signal Transformer –Specification subject to change without notice. 07.11

500 Bayview Avenue, Inwood, NY 11096  
Toll Free 866-239-5777 • Tel 516-239-5777 • Fax 516-239-7208  
[Sales@signaltransformer.com](mailto:Sales@signaltransformer.com) • [techhelp@signaltransformer.com](mailto:techhelp@signaltransformer.com)