

Approved	Checked	Designed	DEVELOPMENT SPECIFICATION							
<i>T. Akada</i>	<i>M. Ni</i>	<i>T. Tabata</i>	P/N: LNJ416Q8YRA							
T	Y	P	E	Amber Light Emitting Diode						
APPLICATION				Indicators						
MATERIAL				GaAs?						
OUTLINE				Attached						
ABSOLUTE MAXIMUM RATINGS				P	※ I <sub>FP</sub>	I <sub>FDC</sub>	V <sub>R</sub>	Topr	Tsig	
				60	100	20	4	-30~+85	-40~+100	
				mW	mA	mA	V	℃	℃	
CONDITION				Ta=25±3℃						
Test Specification										
Item	Symbol	Condition	Typ	Limit		Unit				
				Min	Max					
Forward Voltage	V <sub>F</sub>	I <sub>F</sub> =10 mA	2.0		2.6	V				
Reverse Leakage Current	I <sub>R</sub>	V <sub>R</sub> = 4 V			10	μA				
Luminous Intensity	I <sub>O</sub>	I <sub>F</sub> =10 mA · DC	3.3	1.2		mcd				
Peak Emission Wavelength	λ <sub>P</sub>	I <sub>F</sub> =10 mA · DC	590			nm				
Spectral Line Half Width	Δλ	I <sub>F</sub> =10 mA · DC	30			nm				
<p>※ - The Condition of I<sub>FP</sub> is duty 10 %, Pulse width 1 ms</p> <p>- Please contact the Panasonic local office if you design at low current (below 1 mA DC) or pulse current operation and have any questions.</p> <p>NOTE</p> <p>1. Soldering conditions. Refer to Handling note.</p> <p>2. Care should be taken that soldering is done within 3-days after opening the dry package and reel.</p> <p>3. Compositions of the lead····Cu/Ni/Au plating</p> <p>4. Lens : Yellow clear type</p>										
Jan. 31. 2000										

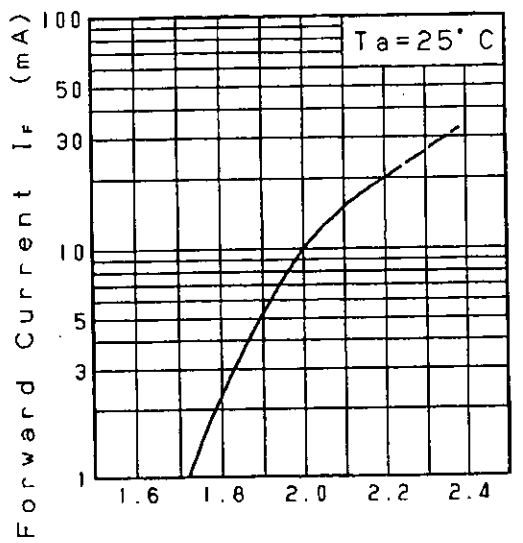
Approved Checked Designed

T. Shoda  
 H. Ni  
 T. Tabata

DEVELOPMENT SPECIFICATION

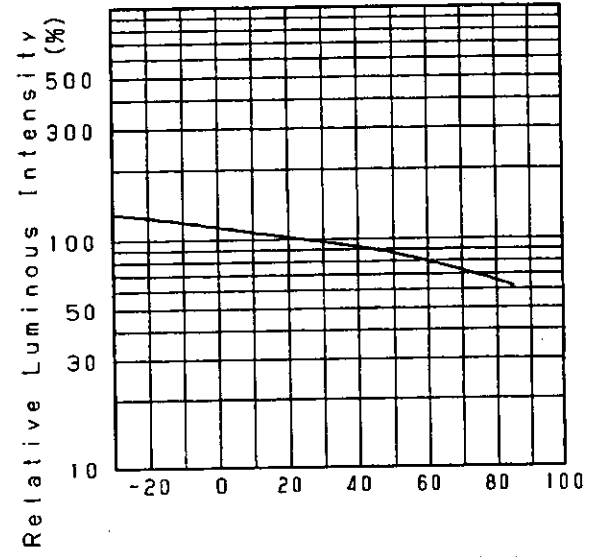
P/N: LNJ416Q8YRA

$I_F - V_F$



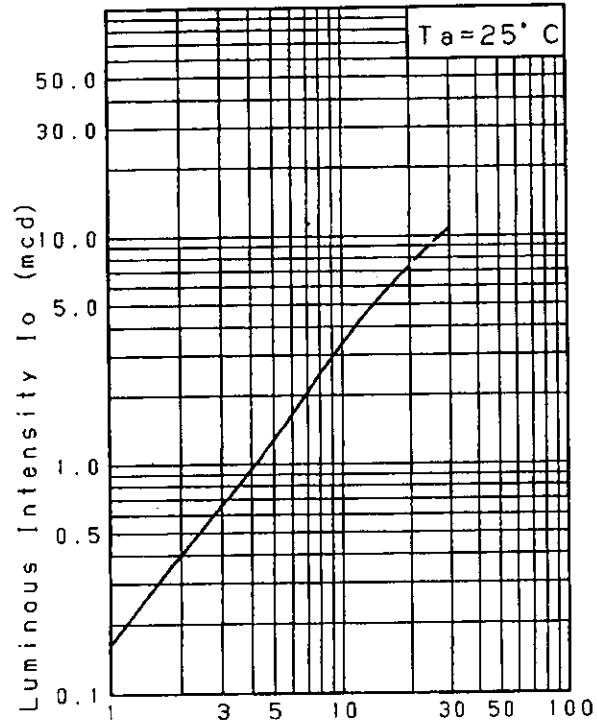
Forward Voltage  $V_F$  (V)

$I_o - T_a$



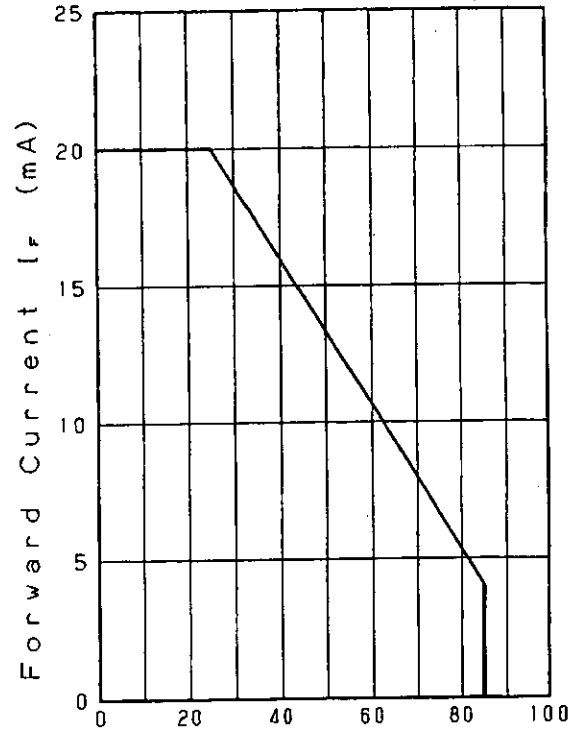
Ambient Temperature  $T_a$  (°C)

$I_o - I_F$



Forward Current  $I_F$  (mA)

$I_F - T_a$

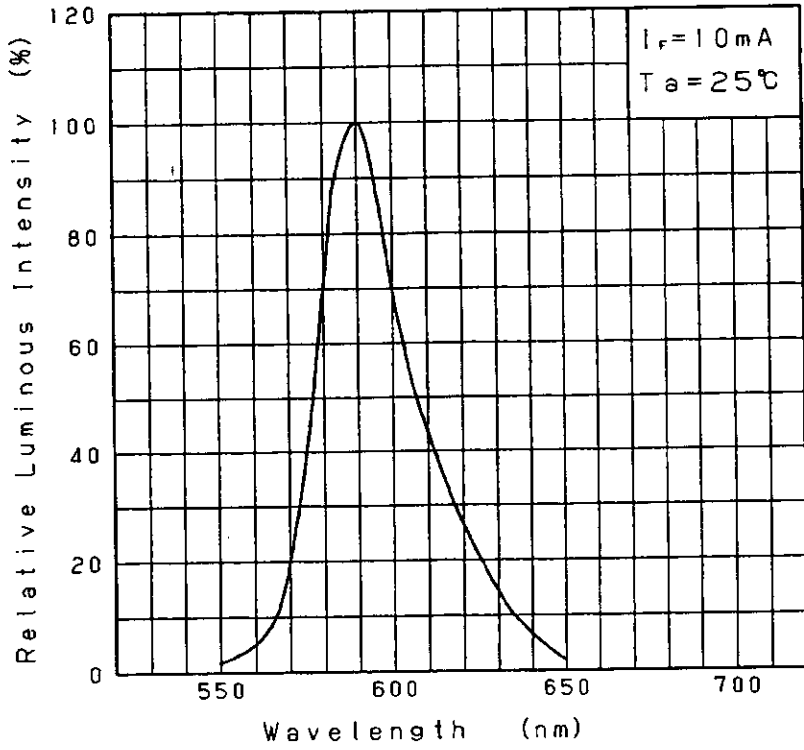


Ambient Temperature  $T_a$  (°C)

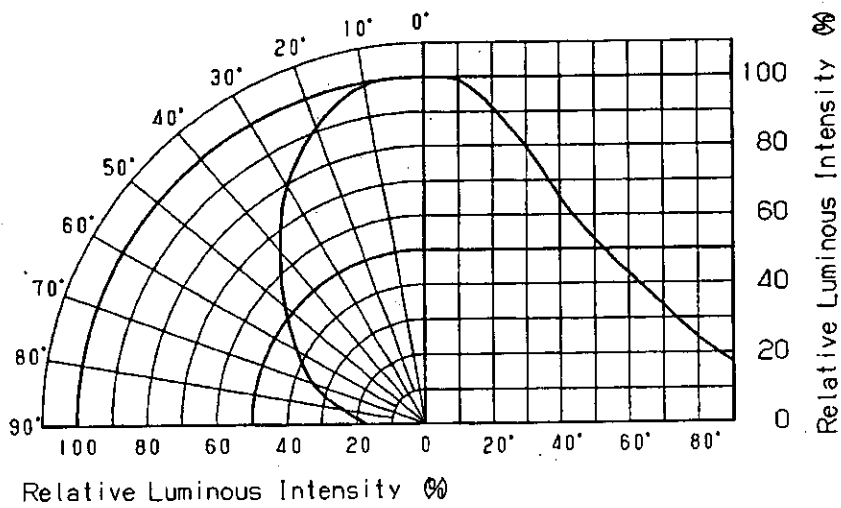
Jan. 31. 2000

Approved	Checked	Designed	DEVELOPMENT SPECIFICATION		
<i>T. Shoda</i>	<i>K. Hori</i>	<i>T. Tabata</i>	P/N: LNJ416Q8YRA		

Relative Luminous Intensity  
Wavelength Characteristics

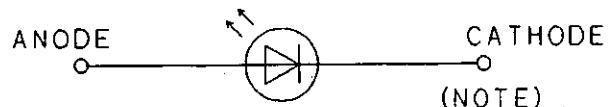
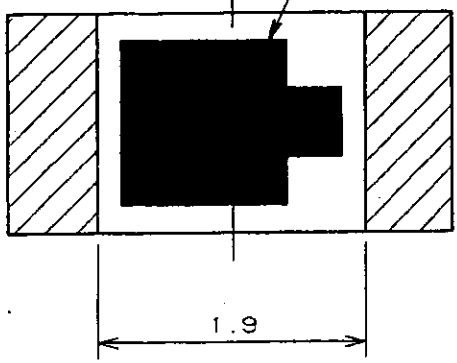
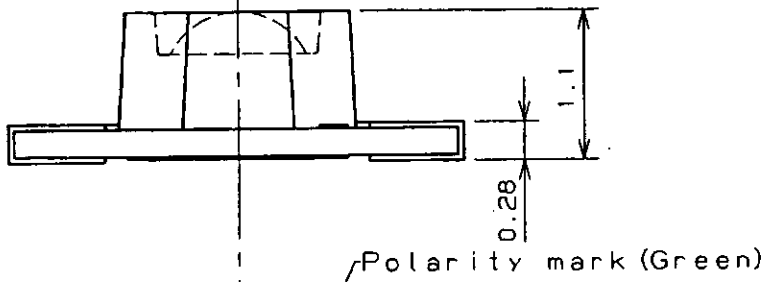
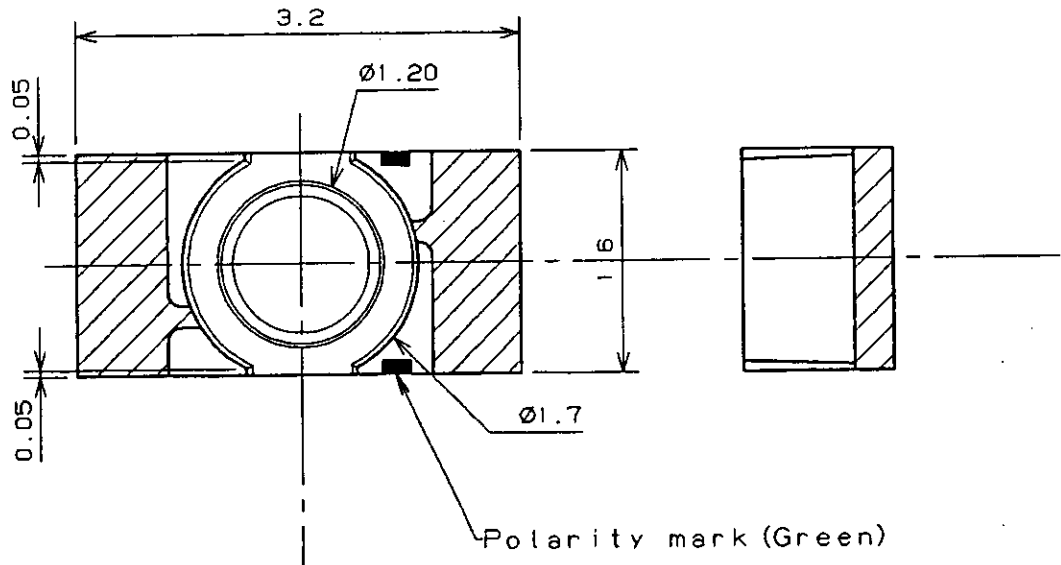


Directive Characteristics



Jan. 31. 2000			
---------------	--	--	--

Approved	Checked	Designed	DEVELOPMENT SPECIFICATION (OUTLINE) P/N: LNJ416Q8YRA		
<i>T. Okada</i>	<i>M. Ni</i>	<i>T. Taketa</i>			



(NOTE)  
 1. Unit: mm  
 2. Tolerance unless specified is  $\pm 0.15$ .  
 3. indicate Au terminal.

Jan. 31. 2000		