
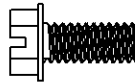


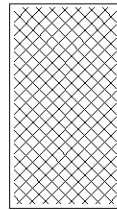
THIS COPY IS PROVIDED ON A RESTRICTED BASIS AND IS NOT TO BE USED IN ANY WAY DETRIMENTAL TO THE INTERESTS OF PANDUIT CORP.




FACTORY CRIMPED #6 AWG/16mm SQ. COMMON BONDING NETWORK (CBN) JUMPER WIRE ASSEMBLY - GACBJ618U (QTY. 1) EACH ASSEMBLY INCLUDES:  
 #6 AWG/16mm SQ. WIRE - GREEN/YELLOW INSULATION



#12-24 SLOTTED HEX HEAD ZINC PLATED  
 THREAD FORMING SCREW - 1224TRISCREWY (QTY. 4)



CLEANING PAD (QTY. 1)



5cc TUBE ANTI-OXIDANT PASTE (QTY. 1)

PART NUMBER	LENGTH IN [mm]
GACBJ68U	8" [203]
GACBJ612U	12" [305]
GACBJ618U	18" [457]

NOTES:

- GROUND AUXILIARY CABLE BRACKET JUMPER KIT  
 PART NUMBERS: GACBJ68U, GACBJ612U, GACBJ618U
- PACKAGING: 1 KIT PER BAG
- ALL COMPONENTS THAT MAKE UP THIS KIT  
 ARE ROHS COMPLIANT.
- DIMENSIONS IN PARENTHESIS ARE MILLIMETERS.



REV	DATE	BY	CHK	DESCRIPTION	ECN	PM	CUST	CHK'D
03	11/08	JHNU/JHNU		ADDED UL & CSA SYMBOLS				
02	3/08	JHNU/JHNU		ADDED GACBJ68U & GACBJ612U				
01	4/07	JHNU	LEW	ADDED KIT TO PART DESCRIPTION	PC00714			
00	3/07	JHNU	LEW	DRAWING RELEASED	PC00591			

<b>PANDUIT CORP. TINLEY PARK, ILLINOIS</b>	
GROUND AUXILIARY CABLE BRACKET JUMPER KITS (GACBJ68U, GACBJ612U, GACBJ618U) CUSTOMER DRAWING	
UNLESS OTHERWISE SPECIFIED DIMENSIONAL TOLERANCES ARE: (X) ± (XX) ± (XXX) ± ANGLES ±	UNLESS OTHERWISE SPECIFIED, ALL DIMENSIONS ARE GIVEN IN INCHES, THIRD ANGLE PROJECTION
DRAWN BY: JHNU	MATL: NONE
DATE: 3/07	SCALE: NONE
	DRAWING NO / CAD FILE: C41690_03
	DWG SIZE: B