DRAWING MADE IN THIRD ANGLE PROJECTION

1528534 ⇔ 1528534

/home/eb003653/appl/misc/newdesign

PART NUMBER	REV	FIRST USED	TERMINATOR	FEED TYPE	DESCRIPTION
1528534-1	A	–	LEADMAKER	MECH POST FEED	CUTS CARRIER
1528534-2	A	–	BENCH	MECH PRE FEED	CUTS CARRIER
1528534-6	A	–	LEADMAKER	MECH POST FEED	CONTINUOUS CARRIER
7-1528534-1	A	–	LEADMAKER	MECH POST FEED	-1 AND SPARE PARTS
7-1528534-2	A	–	BENCH	MECH PRE FEED	-2 AND SPARE PARTS
7-1528534-6	A	–	LEADMAKER	MECH POST FEED	-6 AND SPARE PARTS
7-1528534-7	A	–	–	–	SPARE PARTS KIT

CRIMP DATA AMP TERMINAL AMP CRIMP SPECS

TERMINAL NAME: .070 SERIES MULTILOCK TAB CONTACT

CRIMP	SIZE	TYPE	RANGE
WIRE	1.78 [.070 IN]	F	0.35mm²-0.50mm²
INSUL	2.54 [.100 IN]	F	1.40-1.70 [.055-.067 IN]

WIRE STRIP LENGTH 3.50 [.138 IN]

APPL INSTRUCTION 408-8322 & 408-8490

TERMINAL – –
APPL SPEC 114-20095 –

FEED 11.90 [.469 IN]

TERMINALS APPLIED

284080	–	–	–	–
–	–	–	–	–
–	–	–	–	–
–	–	–	–	–
–	–	–	–	–
–	–	–	–	–
–	–	–	–	–
–	–	–	–	–

WIRE SIZE mm² AWG	CRIMP HEIGHT ✳	REF SETTING
0.50mm²	1.09 ±0.03 [.043 ±.001 IN]	B 6
0.35mm²	1.02 ±0.03 [.040 ±.001 IN]	C 1
–	–	–
–	–	–
–	–	–
–	–	–
–	–	–
–	–	–
–	–	–
–	–	–
–	–	–
–	–	–
–	–	–
–	–	–

1. RECOMMENDED SPARE PARTS.
2. GREASE RAM, CAM, CAM FOLLOWER AND FEED ROD LIGHTLY.
3. LUBRICATE DAILY PER THE APPLICATOR INSTRUCTION SHEET SUPPLIED WITH THE APPLICATOR.
4. CUT TO LENGTH AT ASSY.

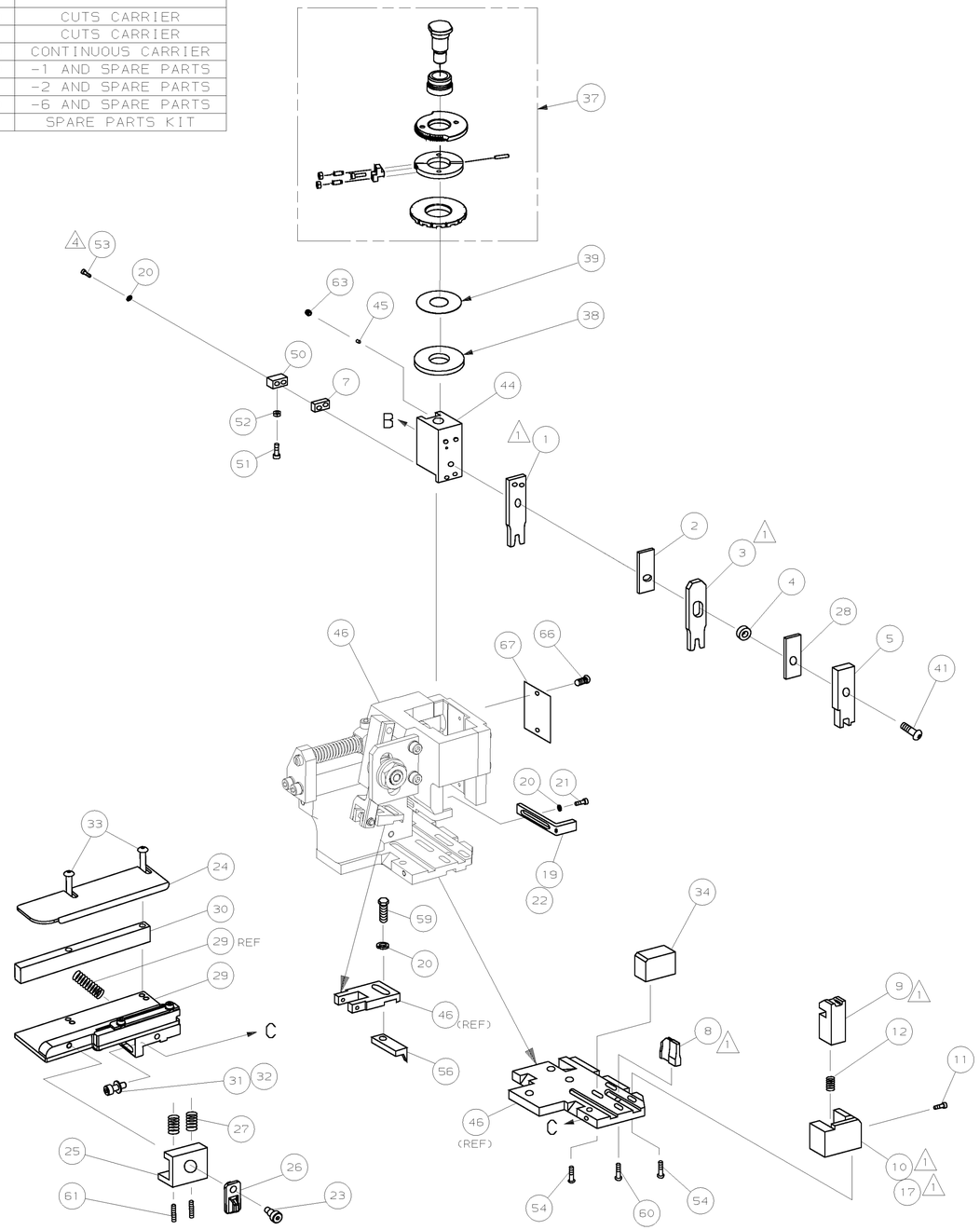

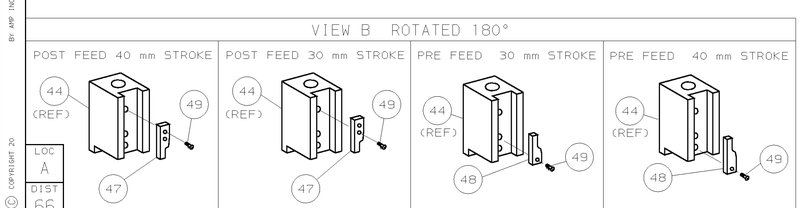

✳ WARNING:

ON INSTALLATION, SET WIRE DISC TO LARGEST WIRE SIZE SETTING. USE OF SETTINGS BELOW MIN REQUIRED CRIMP HEIGHT SETTING WILL CAUSE DAMAGE TO CRIMP TOOLING.

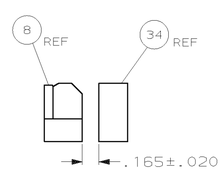

ITEM 34 LOCATION

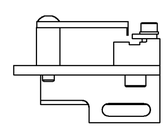

GUIDE OFF INSULATION BARREL

									73
–	1	1	1	1	1	1	1528534	PRINT, APPLICATOR LOG SHEET	72
–	1	1	1	1	1	1	1338705-3	DOCUMENTATION PACKAGE	71
									70
									69
									68
–	1	1	1	1	1	1	461264-5	PLATE, IDENTIFICATION	67
–	2	2	2	2	2	2	21017-2	SCR,DRIVE(#2x.19)ID PLATE	66
									65
									64
–	1	1	1	1	1	1	3-18031-0	SCR,SKT SET(M6X6)RAM	63
									62
–	2	2	2	2	2	2	2-18032-5	SCR,SKT SET (M5X20)DRAG	61
–	1	1	1	1	1	1	18024-7	SCR,BHC(M4X10)ANVIL	60
–	1	1	1	1	1	1	5-18022-2	SCR,HEX(M4X8)FEED FINGER	59
									58
									57
–	1	1	1	1	1	1	1338685-1	PAWL, FEED	56
									55
–	4	4	4	4	4	4	18024-8	SCR,BHC(M4x12)SHEAR HOLDER	54
4 –	2	2	2	2	2	2	1-18023-3	SCR,SHC(M4x16)TERM HLD DWN	53
–	1	1	1	1	1	1	18030-1	NUT,HEX(M3)HOLD DOWN	52
–	1	1	1	1	1	1	811242-5	BUMPER, HOLDDOWN	51
–	1	1	1	1	1	1	690753-2	SPACER, TONKER	50
–	1	1	1	1	1	1	18024-3	SCR,BHC(M3X10)CAM	49
–	–	1	–	–	1	–	1338675-1	CAM, PRE FEED 30 & 40 mm ST	48
–	1	–	1	1	–	1	1338676-1	CAM, POST FEED 30 & 40 mm ST	47
–	1	1	1	1	1	1	1320999-3	APPLICATOR BASIC SUBASSY	46
–	1	1	1	1	1	1	690191-1	PLUG, NYLON	45
–	1	1	1	1	1	1	1338660-1	RAM	44
									43
									42
–	1	1	1	1	1	1	2-18024-6	SCR,BHC(M8X25)RAM	41
									40
–	1	1	1	1	1	1	690125-1	SHIM SUBASSY	39
–	1	1	1	1	1	1	469367-8	SPACER, FINE ADJUST	38
–	1	1	1	1	1	1	879103-3	FINE ADJUST HEAD SUBASSY	37
									36
									35
–	1	1	1	1	1	1	1320934-2	SUPPORT, TERMINAL	34
–	2	2	2	2	2	2	1-18024-0	SCR,BHC(M4X20)STRIP GUIDE	33
–	1	1	1	1	1	1	18027-2	WASHER, FLAT(M4)	32
–	1	1	1	1	1	1	1-18023-2	SCR,SKT CAP(M4X12)MOUNT BLOCK	31
–	1	1	1	1	1	1	1320908-4	SPACER, STRIP GUIDE	30
–	1	1	1	1	1	1	1633073-1	STRIP GUIDE PLATE ASSY	29
–	1	1	1	1	1	1	1-455888-0	SPACER, FRONT SHEAR DEP	28
–	2	2	2	2	2	2	1-22284-0	SPRING, DRAG	27
–	1	1	1	1	1	1	356835-1	LEVER, DRAG RELEASE	26
–	1	1	1	1	1	1	240792-1	DRAG, TERMINAL	25
–	1	1	1	1	1	1	1320928-1	PLATE, STRIP GUIDE	24
–	1	1	1	1	1	1	980371-4	SCR,SHC SHLD	23
–	1	–	1	1	–	1	690472-2	STRIPPER	22
–	1	1	1	1	1	1	1-18023-1	SCR,SHC(M4X10)STRIPPER	21
–	4	4	4	4	4	4	18025-2	WASHER,LOCK(M4)STRIPPER	20
–	–	1	–	–	1	–	690472-1	STRIPPER	19
									18
1 –	1	–	–	1	–	–	1338684-1	HOLDER, SHEAR, FRONT (NO-CUT)	17
									16
									15
									14
									13
–	1	1	1	1	1	1	5-22280-0	SPRING, SHEAR	12
–	1	1	1	1	1	1	356885-4	STOP, SHEAR	11
1 –	–	1	1	–	1	1	1320921-1	HOLDER, SHEAR, FRONT (CUT)	10
1 –	1	1	1	1	1	1	462006-1	SHEAR, FLOAT (FRONT)	9
1 1	2	2	2	1	1	1	7-1333203-8	ANVIL	8
–	1	1	1	1	1	1	5-240641-2	SPACER, DEPRESSOR (REAR)	7
									6
–	1	1	1	1	1	1	2-455889-0	DEPRESSOR, SHEAR (FRONT)	5
–	1	1	1	1	1	1	1-238011-0	SPACER, BLOCK CRIMPER	4
1 1	2	2	2	1	1	1	1333278-1	CRIMPER, INSULATION	3
–	1	1	1	1	1	1	455888-7	SPACER, CRIMPER	2
1 1	2	2	2	1	1	1	3-456404-0	CRIMPER, WIRE	1
	-77	-76	-72	-71	-6	-2	-1	PART NO	DESCRIPTION	ITEM NO

← REVISION OF EACH ASSY NO (WHEN BLANK, USE DWG REVISION)

QTY REQD PER ASSY — PARTS LIST

P	F	LTR	REVISION RECORD	APP	DATE
		A	SEE ECO-05-002553	LJL	MAY05

DIMENSIONS: mm [INCHES]
DO NOT SCALE PRINT.
TOLERANCES UNLESS OTHERWISE SPECIFIED:
1 PLC DEC ±-
2 PLC DEC ±-
3 PLC DEC ±-
ANGLES ± -
SURF TEXTURE: √
REMOVE BURRS, BREAK SHARP EDGES RO.38 MAX

MATL – – HT TR – – FIN – –

DR 16MAY05 L.LOFTHOUSE APP 16MAY05 F.BACKHURST
CHK – REL 16MAY05 L.LOFTHOUSE

AMP Tyco Electronics Harrisburg, PA 17105-3608

NAME FINE ADJ SIDE FD HD-I APPL
MACHINE REF HD-I APPL
SCALE – D DWG NO 1528534 SHEET 1 OF 1 REV A

CAGE CODE 00779 CUSTOMER AND ASSEMBLY DRAWING RESTRICTED TO –

LAYOUT L1528535
SET UP GAGE 458637-3

THIS DRAWING IS A CONTROLLED DOCUMENT.
THIS DRAWING IS UNPUBLISHED. © COPYRIGHT 20 .20 . RELEASED FOR PUBLICATION BY AMP INCORPORATED. ALL RIGHTS RESERVED.

LOC A DIST 66