

# Electromagnetic Counter CSK

CSM\_CSK\_DS\_E\_2\_1

## Miniature, Electromagnetic Totalizing Counter

- High-speed response (up to 35 cps)
- Locking mechanism for errorless operation
- Unique mechanism eliminates digit displacement during resets
- UL listed model also available (File No. E67871)



## Ordering Information

| Numbering of digits | Mounting method  |                   | Surface mounting    |            | Flush mounting      |            |
|---------------------|------------------|-------------------|---------------------|------------|---------------------|------------|
|                     |                  |                   | Wire-wrap terminals | Lead wires | Wire-wrap terminals | Lead wires |
|                     | Resetting system | Locking mechanism |                     |            |                     |            |
| 4 digits            | Manual reset     | No                | CSK4                | CSK4-W     | CSK4-Y              | CSK4-YW    |
|                     |                  | Yes               | CSK4-K              | CSK4-KW    | CSK4-YK             | CSK4-YKW   |
|                     | Non-resetting    | No                | ---                 | CSK4-LW    | CSK4-YL             | CSK4-YLW   |
| 6 digits            | Manual reset     | No                | CSK6                | CSK6-W     | CSK6-Y              | CSK6-YW    |
|                     |                  | Yes               | CSK6-K              | CSK6-KW    | CSK6-YK             | CSK6-YKW   |
|                     | Non-resetting    | No                | ---                 | CSK6-LW    | CSK6-YL             | CSK6-YLW   |

- Note:** 1. When placing your order, specify the desired supply voltage listed in *Specifications* and a UL listed model if required, in addition to the model number.  
2. If a UL listed model is required, specify this in your order in addition to the desired model number.

## Specifications

### ■ Ratings

|                           |  |
|---------------------------|--|
| Supply voltage (see note) | 100, 200 VAC, 50/60 Hz<br>6, 12, 24, 48, 100 VDC   |
| Operating voltage range   | 85% to 110% of rated voltage   |
| Power consumption         | AC: approx. 3 VA<br>DC: approx. 3.5 W  |
| ON time rating            | Continuous rating  |
| Counting speed            | AC input: 15 cps (contact) (ON/OFF ratio: 1:1)<br>DC input: 20 cps (contact) (ON/OFF ratio: 1:1) |
| Character height          | 4 mm   |

**Note:** The DC models have no polarity.

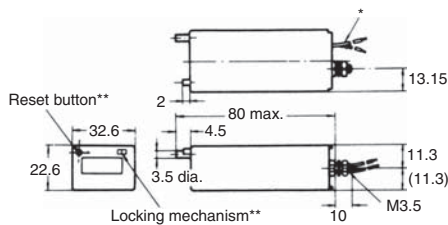
## ■ Characteristics

|                                      |  |
|--------------------------------------|--|
| <b>Insulation resistance</b>         | 100 MΩ min. (at 500 VDC)   |
| <b>Dielectric strength</b>           | 1,500 VAC, 50/60 Hz for 1 minute   |
| <b>Vibration resistance</b>          | Destruction: 16.7 Hz, 4 mm double amplitude<br>Malfunction: 10 to 55 Hz, 0.5 mm double amplitude     |
| <b>Shock resistance</b>              | Destruction: 300 m/sec <sup>2</sup> (approx. 30G)<br>Malfunction: 50 m/sec <sup>2</sup> (approx. 5G) |
| <b>Ambient temperature</b>           | Operating: -10°C to 45°C<br>Storage: -25°C to 65°C   |
| <b>Ambient humidity</b>              | 45% to 85%   |
| <b>Life expectancy</b>               | 50,000,000 counts  |
| <b>Approved standards (see note)</b> | UL508  |
| <b>Weight</b>                        | 4-digit model: approx. 100 g<br>6-digit model: approx. 110 g   |

**Note:** These standards apply to the -US models only.

## Dimensions

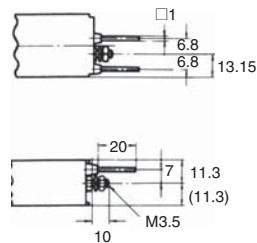
### CSK4-W/KW/LW



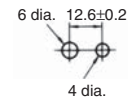
\* Lead wire length: approx. 250

\*\* CSK4-L and CSK4-LW are not provided with reset button nor locking mechanism.  
CSK4 and CSK4-W are not provided with locking mechanism.

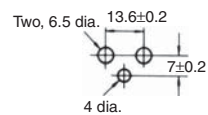
### CSK4/K



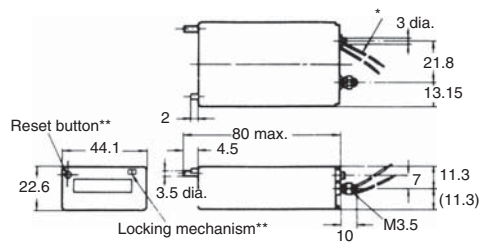
### Mounting Holes CSK4-W/KW/LW



### CSK4/K



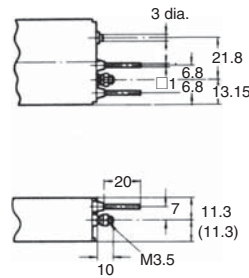
### CSK6-W/KW/LW



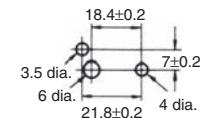
\* Lead wire length: approx. 250

\*\* CSK6-L and CSK6-LW are not provided with reset button nor locking mechanism.  
CSK6 and CSK6-W are not provided with locking mechanism.

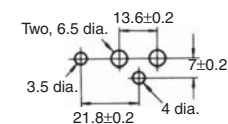
### CSK6/K



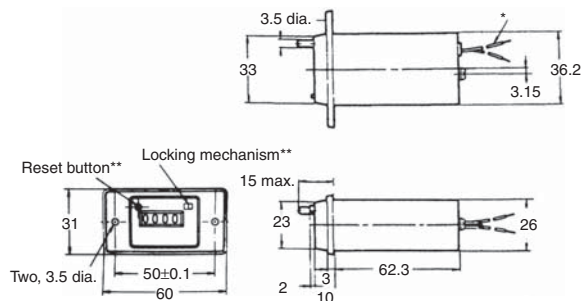
### CSK6-W/KW/LW



### CSK6/K



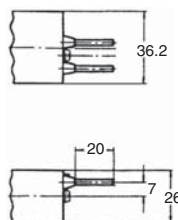
### CSK4-YW/YKW/YLW



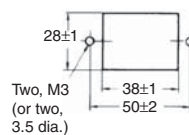
\* Lead wire length: approx. 250

\*\* CSK4-YL and CSK4-YLW are not provided with reset button nor locking mechanism.  
CSK4-Y and CSK4-YW are not provided with locking mechanism.

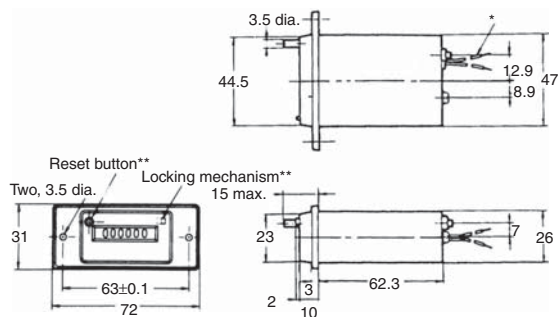
### CSK4-Y/YK/YL



### CSK4-YW/YKW/YLW CSK4-Y/YK/YL



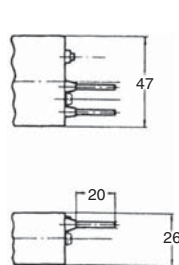
## CSK6-YW/YKW/YLW



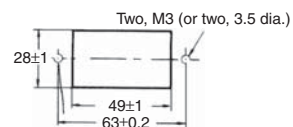
\* Lead wire length: approx. 250

\*\* CSK6-YL and CSK6-YLW are not provided with reset button nor locking mechanism.  
CSK6-Y and CSK6-YW are not provided with locking mechanism.

## CSK6-Y/YK/YL



## CSK6-YW/YKW/YLW CSK6-Y/YK/YL



ALL DIMENSIONS SHOWN ARE IN MILLIMETERS.

To convert millimeters into inches, multiply by 0.03937. To convert grams into ounces, multiply by 0.03527.

In the interest of product improvement, specifications are subject to change without notice.