

SECTION C-C

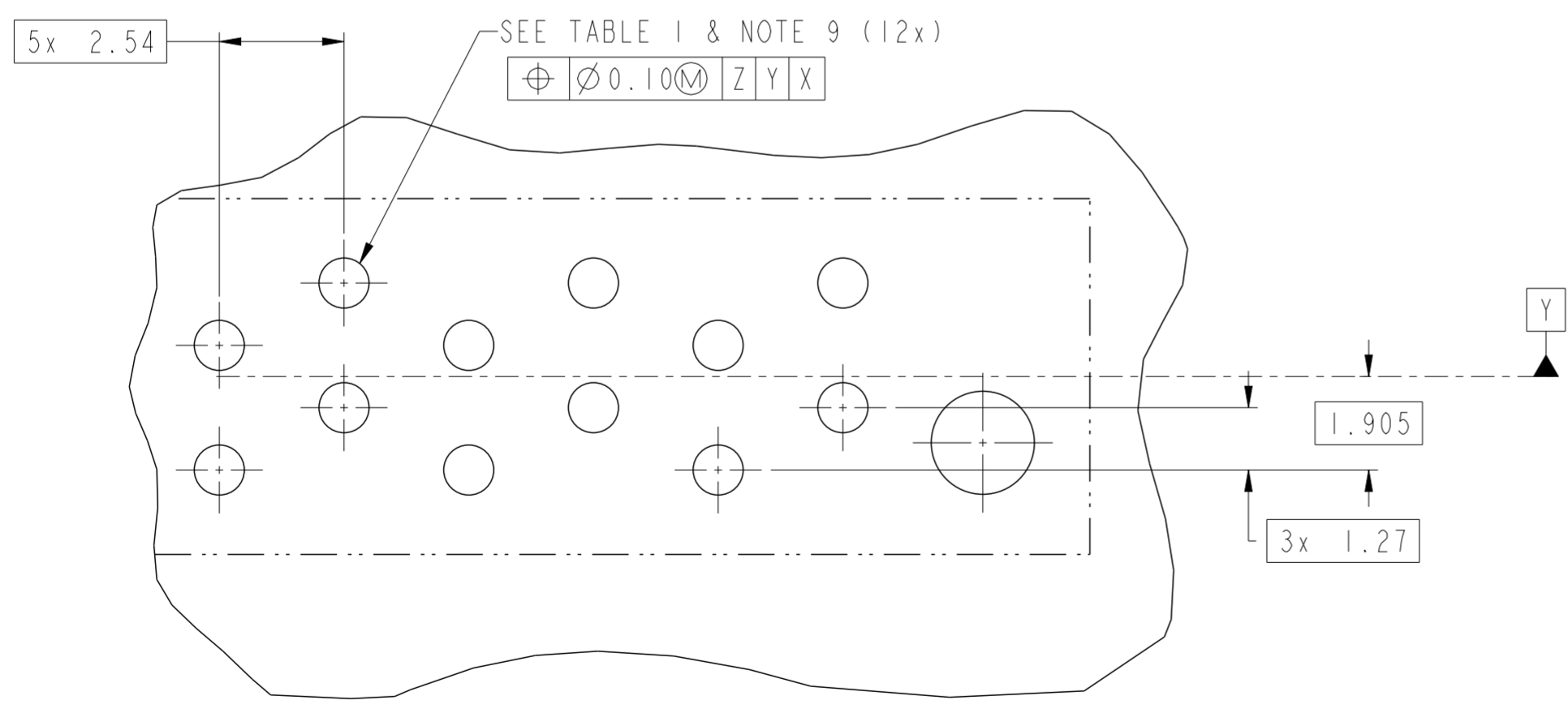
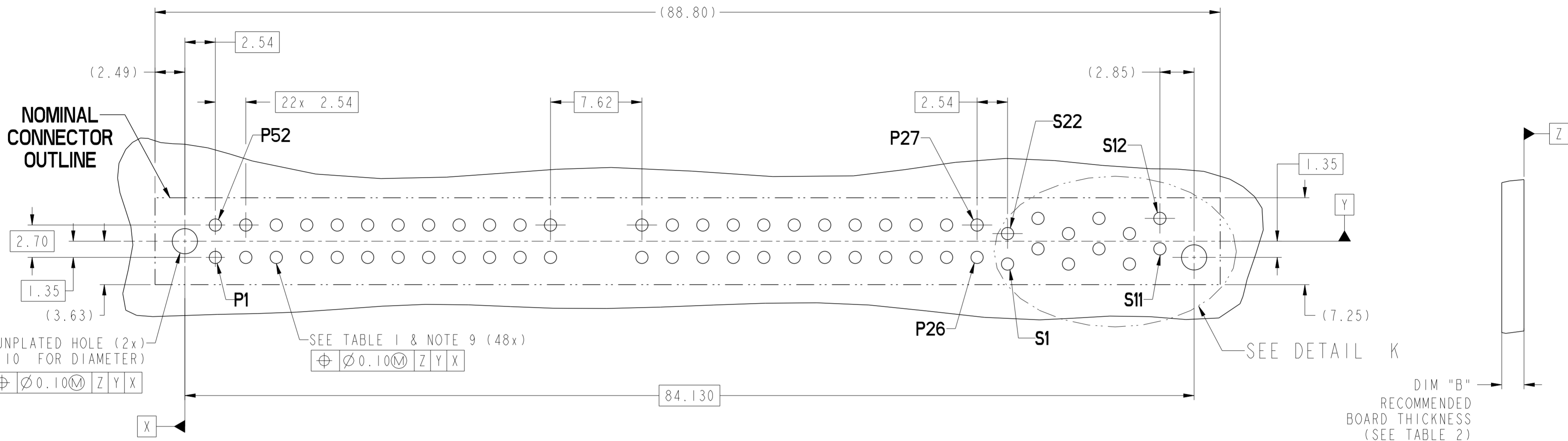
SECTION D-D

rev	ecn no	dr	date
A	-	JW	2013-10-23
-	-	-	-
-	-	-	-
-	-	-	-
-	-	-	-
-	-	-	-

spec ref	-	dr	Julia Wang	2013/08/20	projection	MM	size	A2	scale	4:1	
tolerance std	ISO 406 ISO 1101	eng	Julia Wang	2013/10/24			ecn no	-		rel level	Released
surface	ISO 1302	chr	-	product family			HPCE	dwg no		10126994	rev
TOLERANCES UNLESS OTHERWISE SPECIFIED		appr	Pei-Ming Zheng	2013/10/24			<b>VERT RECT ASM (52P-22S)</b> WITH ENHANCED WALL(SPECIAL)		Product - Customer Drw		
linear	0.X ±0.5 0.XX ±0.25 0.XXX ±0.10	www.fci.com		cat. no.	-		-		sheet 1 of 4		
angular	0° ±2°	PDS: Rev :A		STATUS:Released		Printed: Oct 25, 2013					

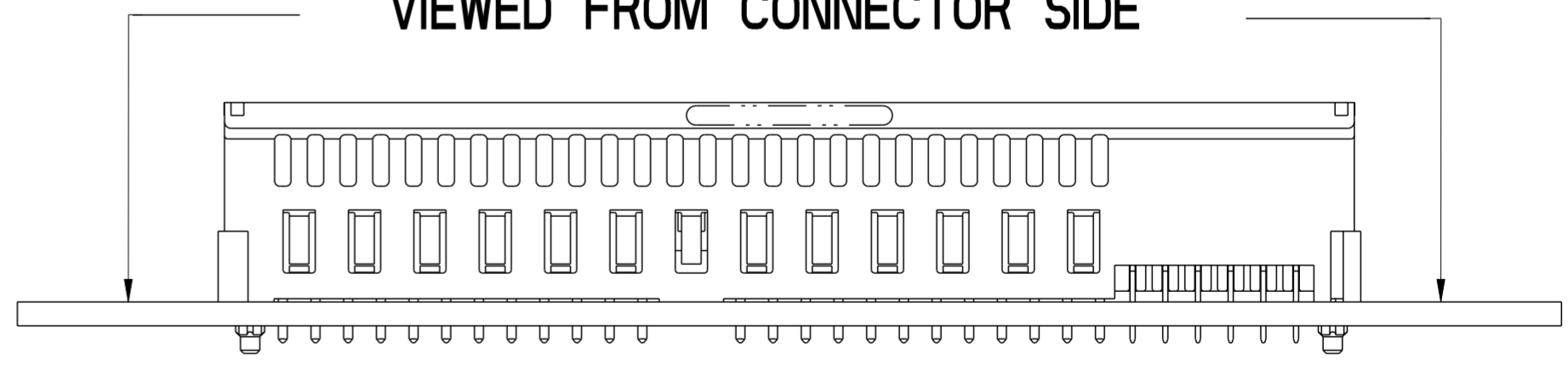


Copyright FCI.



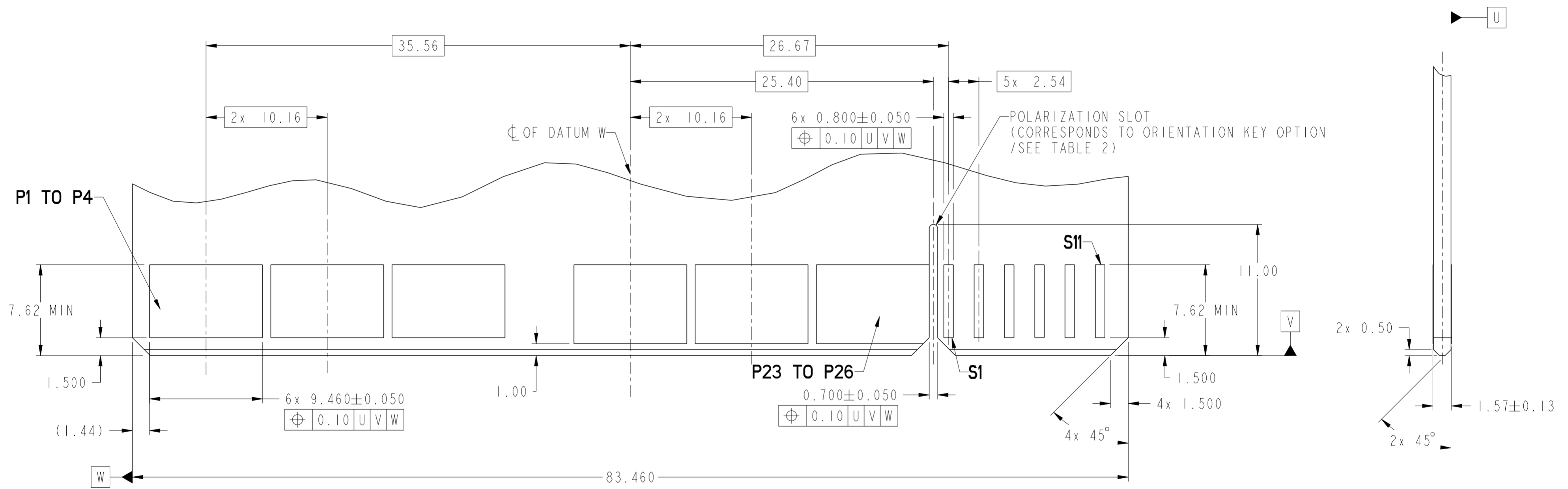
DETAIL K  
SCALE 8:1

RECOMMENDED PCB LAYOUT  
VIEWED FROM CONNECTOR SIDE



dr	Julia Wang	2013/08/20	projection	MM	size	A2	scale	4:1
eng	Julia Wang	2013/10/24			ecn no.	-	rel level	Released
chr	-	-			product family	HPCE		
appr	Pei-Ming Zheng	2013/10/24			cat. no.	-	Product - Customer Drw	sheet 2 of 4
title VERT RECT ASM (52P-22S) WITH ENHANCED WALL(SPECIAL)			dwg no. 10126994		rev A			

CONTACT TYPE	TOP LAYER DESCRIPTION	TABLE 1 (HPCE / SOLDER TAILS) PLATED THROUGH-HOLE REQUIREMENTS				
		DRILLED HOLE DIAMETER	COPPER THICKNESS	TIN-LEAD THICKNESS	TIN THICKNESS	FINISHED HOLE DIAMETER
POWER & SIGNAL	TIN-LEAD	1.10-1.16 (1.15 DRILL)	0.025 - 0.050	0.005 - 0.015	--	0.94 - 1.10
	IMMERSION TIN	1.10-1.16 (1.15 DRILL)	0.025 - 0.050	--	0.9 - 1.5um	0.94 - 1.10
	COPPER (SEE NOTE 8)	1.10-1.16 (1.15 DRILL)	0.025 - 0.050	--	--	0.94 - 1.10



dr	Julia Wang	2013/08/20	projection	MM	size	A2	scale	4:1	
eng	Julia Wang	2013/10/24			ecn no	-	rel level	Released	
chr	-	-			product family	HPCE			
appr	Pei-Ming Zheng	2013/10/24			title	VERT RECT ASM (52P-22S) WITH ENHANCED WALL(SPECIAL)		rev	A
www.fci.com			cat. no.	-	Product - Customer Drw	sheet 3 of 4			

PDS: Rev :A

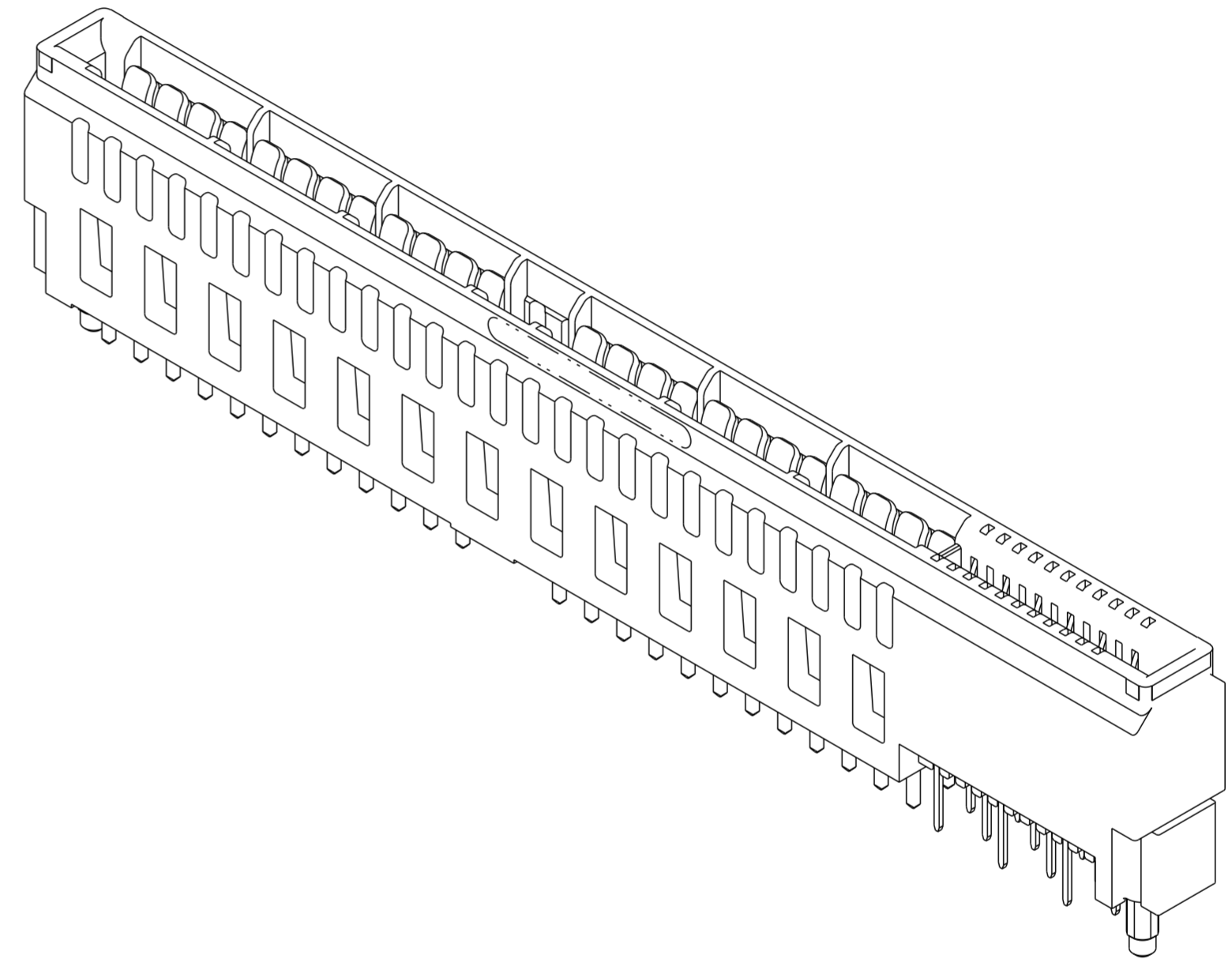
STATUS:Released

Printed: Oct 25, 2013

Copyright FCI. FCI

HPCE PART NUMBER (TABLE 2)

PART NUMBER	TAIL TYPE	ORIENTATION KEY	DIM "A" TYPICAL TAIL LENGTH	DIM "B" RECOMMENDED BOARD THICKNESS
10126994-001LF	SOLDER	YES	3.17 ±0.25	1.59 - 2.38
10126994-002LF		NO		



NOTES:

1. CONNECTOR MATERIALS:  
 HOUSING: HIGH TEMPERATURE THERMAL PLASTIC, BLACK  
 UL 94V-0 COMPLIANT  
 CONTACTS: HIGH PERFORMANCE COPPER ALLOY.
2. CONTACT FINISH REF. GS-12-604 SECTION 5.2.
3. PRODUCT SPECIFICATION: GS-12-604.
4. APPLICATION SPECIFICATION: GS-20-128.
5. PRODUCT MARKING (FCI - PART NUMBER & DATE CODE) ON HOUSING IN AREA SHOWN.
6. PACKAGING MEETS FCI SPECIFICATION GS-14-937.
7. HOUSING COMPONENT WILL WITHSTAND EXPOSURE TO 260°C PEAK TEMPERATURE FOR 60 SECONDS IN A CONVECTION, INFRA-RED, OR VAPOR PHASE REFLOW OVEN.
8. COPPER PLATING THICKNESS IN CENTER OF VIA-HOLE CAN BE NO MORE THAN 0.003 LESS THAN OTHER AREAS.
9. ALL HOLE SIZES ARE FINISHED HOLE SIZES.
10. MOUNTING HOLES ARE UNPLATED  
 $\varnothing 2.18 \pm 0.03$  FOR SOLDER TAILS

dr	Julia Wang	2013/08/20	projection	MM	size	A2	scale	4:1	
eng	Julia Wang	2013/10/24			ecn no.	-			
chr	-	-			rel level	Released			
appr	Pei-Ming Zheng	2013/10/24	product family	HPCE					
			title	VERT RECT ASM (52P-22S) WITH ENHANCED WALL(SPECIAL)		dwg no.	10126994	rev	A
www.fci.com			cat. no.	-	Product - Customer Drw	sheet 4 of 4			