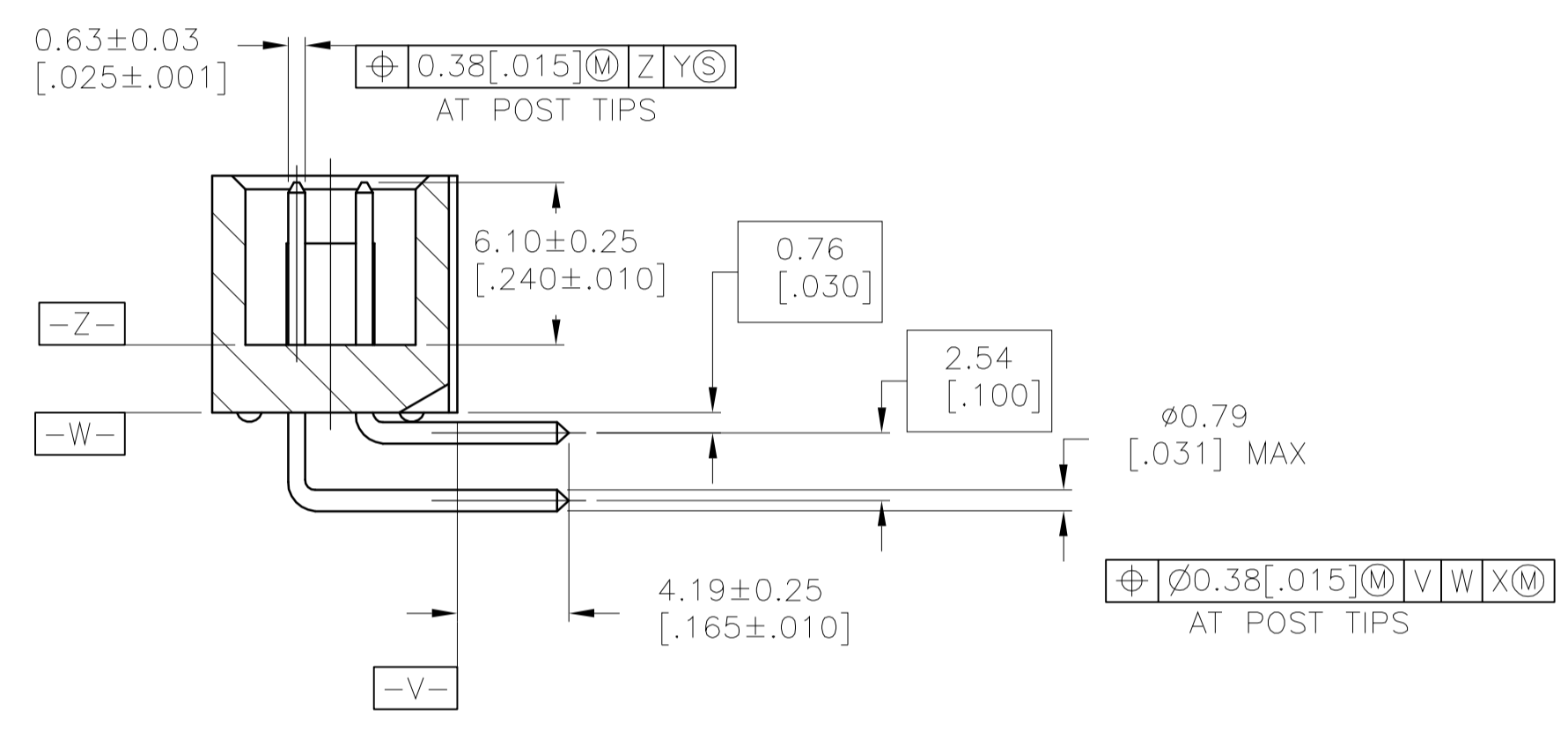
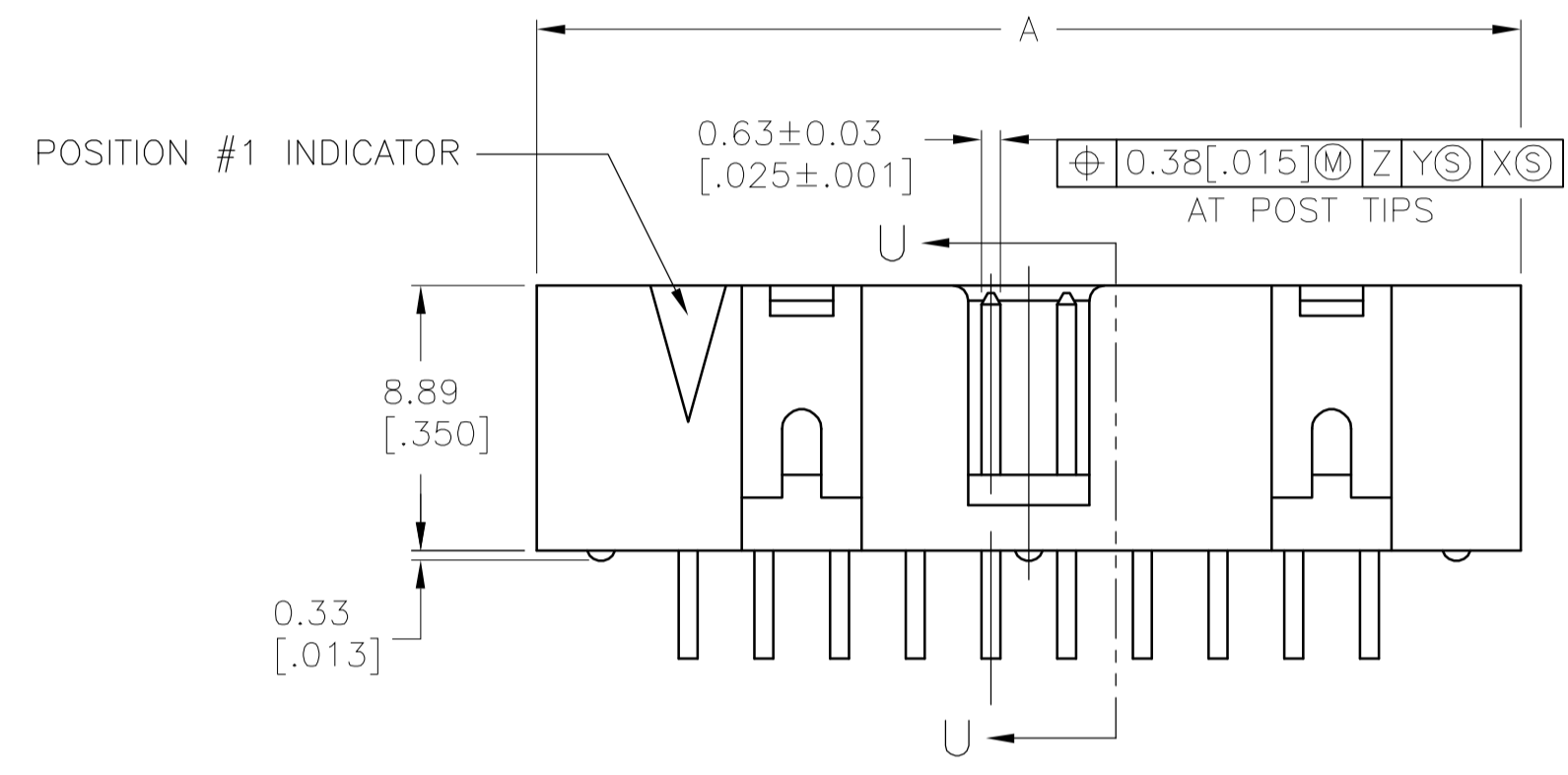
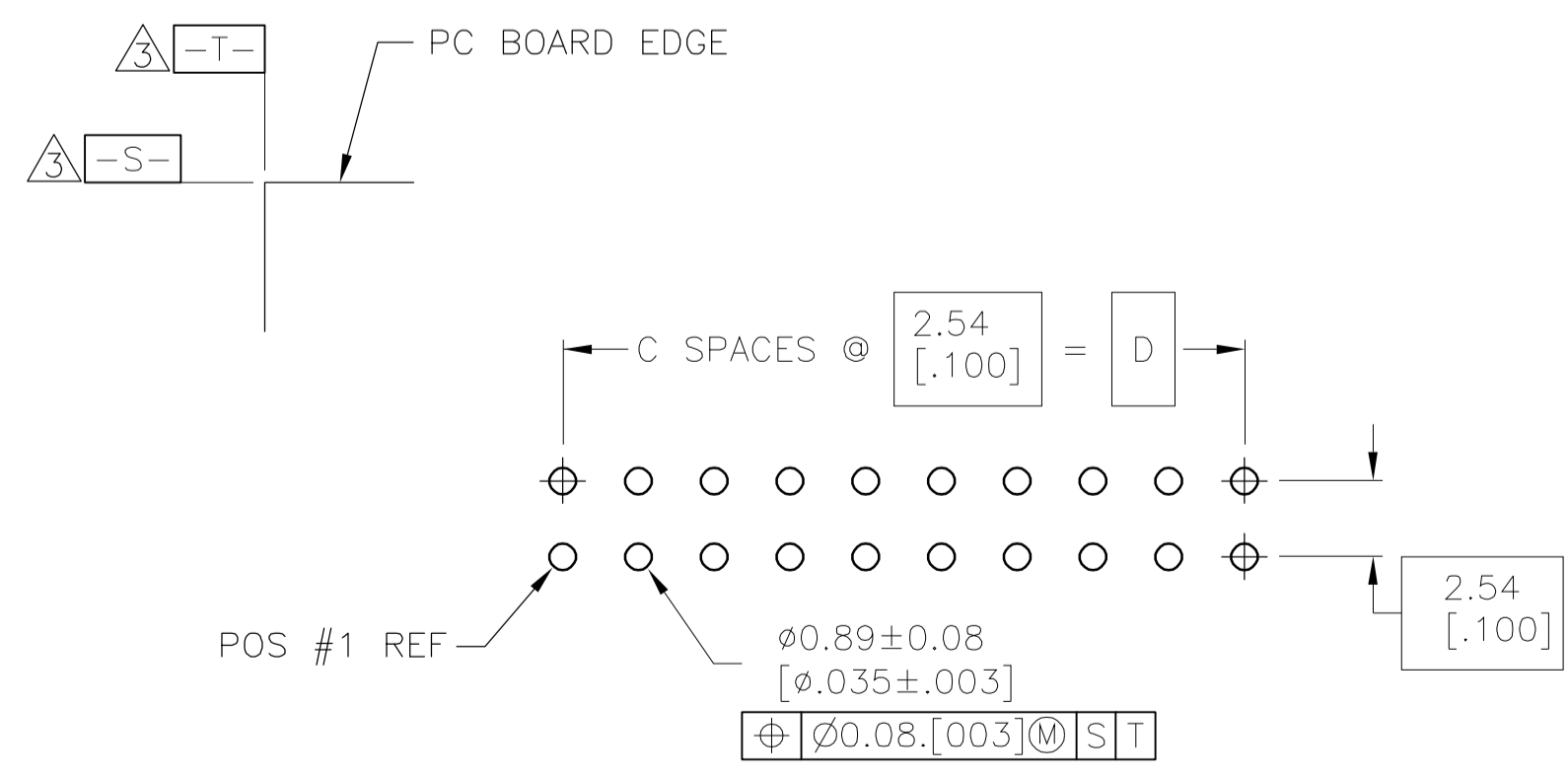


- ⚠ HOUSING: PBT, UL94V-0, COLOR BLUE.
- ⚠ POSTS: PHOSPHOR BRONZE.
- ⚠ POSTS: 0.00076[.000030] MIN GOLD ON MATING AREA, 0.00254[.000100] MIN TIN ON SOLDER END, ALL OVER 0.00127[.000050] MIN NICKEL ON ENTIRE POST.
- ⚠ DATUMS S & T TO BE ESTABLISHED BY CUSTOMER.
- ⚠ NO KEYING SLOT ON THIS END FOR 6, 10 & 14 POSITION ASSEMBLIES.
- ⚠ NO KEYING SLOT ON THIS END FOR 6 & 10 POSITION ASSEMBLIES.



SECTION U-U



RECOMMENDED PC BOARD LAYOUT
(VIEWED FROM CONNECTOR SIDE)

	D	C	B	A	NO OF POS	PART NUMBER
OBsolete	60.96 [2.400]	24	68.58 [2.700]	71.12 [2.800]	50	3-1761680-5
	48.26 [1.900]	19	55.88 [2.200]	58.42 [2.300]	40	3-1761680-3
	40.64 [1.600]	16	48.26 [1.900]	50.80 [2.000]	34	3-1761680-1
OBsolete	30.48 [1.200]	12	38.10 [1.500]	40.64 [1.600]	26	2-1761680-9
	27.94 [1.100]	11	35.56 [1.400]	38.10 [1.500]	24	2-1761680-8
	22.86 [.900]	9	30.48 [1.200]	33.02 [1.300]	20	2-1761680-7
	17.78 [.700]	7	25.40 [1.000]	27.94 [1.100]	16	2-1761680-6
	15.24 [.600]	6	22.86 [.900]	25.40 [1.000]	14	2-1761680-5
OBsolete	10.16 [.400]	4	17.78 [.700]	20.32 [.800]	10	2-1761680-3
	5.08 [.200]	2	12.70 [.500]	15.24 [.600]	6	2-1761680-1

THIS DRAWING IS A CONTROLLED DOCUMENT.

DIMENSIONS: mm	TOLERANCES UNLESS OTHERWISE SPECIFIED:	0 PLC ± -	1 PLC ± -	2 PLC ± -	3 PLC ± 0.13[.005]	4 PLC ± -	ANGLES ± -
DWG: B. CRISAMORE/DJI 23MAY05 CHK: S. BOLASH 23MAY05 APP'D: M. WALMSLEY 23MAY05 NAME: M. WALMSLEY PRODUCT SPEC: - APPLICATION SPEC: - SIZE: A1 CAGE CODE: 00779 DRAWING NO: 1761680 WEIGHT: - CUSTOMER DRAWING: -		Tyco Electronics Corporation Harrisburg, Pa 17105-3608 HEADER ASSEMBLY, RIGHT ANGLE, LOW PROFILE, IDC SCALE: 4:1 SHEET: 1 of 1 REV: A					