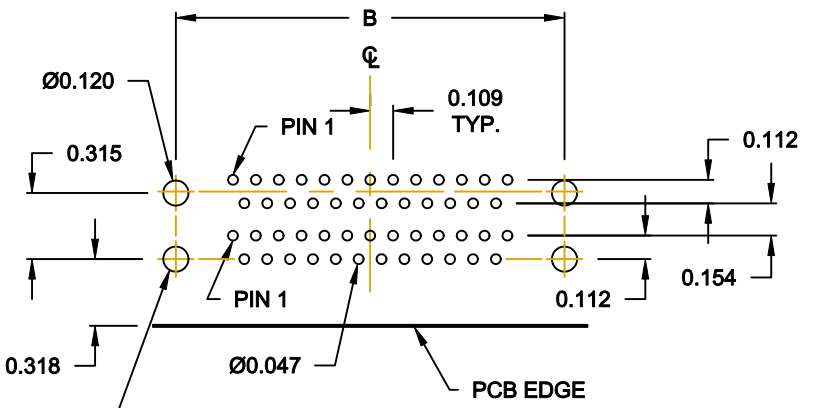
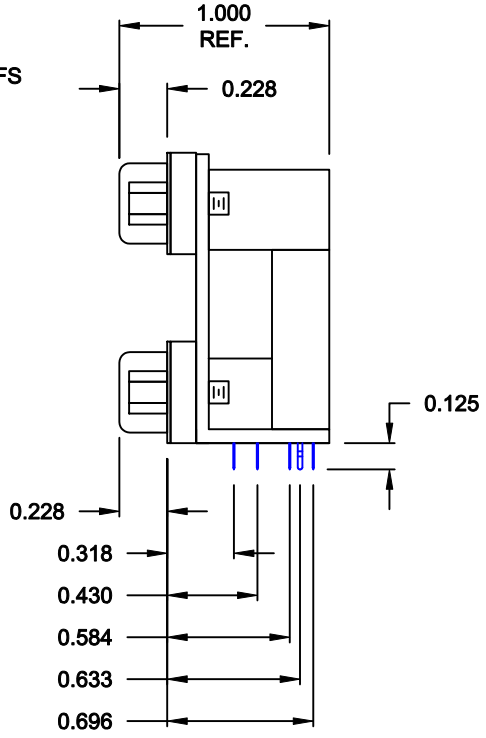
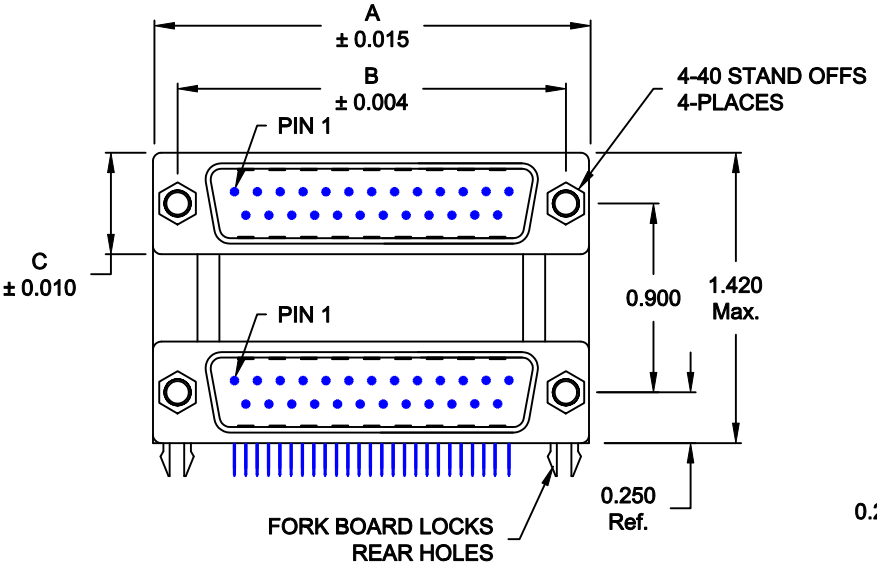


DESCRIPTION: 0.900 CENTER DUAL PORT D-SUB - MALE OVER MALE

25 PIN SHOWN

DIMENSIONS (IN.)				
	9	15	25	37
A	1.204	1.535	2.078	2.724
B	0.984	1.312	1.850	2.500
C	0.494	0.494	0.494	0.494



RECOMMENDED PCB LAYOUT

FRONT BOARDLOCK HOLES FOR REFERENCE ONLY. NOT REQUIRED FOR THIS HARDWARE OPTION.

**SPECIFICATION:**

**MATERIAL:**

- SHELL: STEEL, NICKEL PLATED
- INSULATOR: UL 94V-0 RATED, BLACK PA9T, 260° PROCESS TEMP.
- CONTACTS: BRASS
- CONTACT PLATING: GOLD PLATED ENTIRE CONTACT

**ELECTRICAL:**

- INSULATOR RESISTANCE: 1,000 Ohms Min.
- DIELECTRIC STRENGTH: 1,000VAC RMS
- CURRENT RATING: 5 AMPS
- OPERATING TEMPERATURE: -55° C TO 105° C

**179-YYY-613R671**

- SERIES \_\_\_\_\_
- POSITIONS \_\_\_\_\_
- 009 \_\_\_\_\_
- 015 \_\_\_\_\_
- 025 \_\_\_\_\_
- 037 \_\_\_\_\_
- GENDER \_\_\_\_\_
- 31 = FEMALE OVER MALE
- 41 = MALE OVER FEMALE
- 51 = FEMALE OVER FEMALE
- 61 = MALE OVER MALE
- SHELL PLATING \_\_\_\_\_
- 3 = NICKEL
- RoHS COMPLIANT (HIGH TEMP. PROCESS) \_\_\_\_\_
- HARDWARE OPTIONS \_\_\_\_\_
- 67 = 4-40 STAND OFFS/BOARD LOCKS (REAR)
- PLATING OPTIONS \_\_\_\_\_
- 1 = GOLD FLASH (ENTIRE CONTACT)
- A = 30u" GOLD MATING AREA/GOLD FLASH TAILS
- 9 = 30u" GOLD MATING AREA/TIN TAILS

DO NOT SCALE FROM DRAWING

	THESE DRAWINGS AND SPECIFICATIONS ARE THE PROPERTY OF NorComp AND SHALL NOT BE REPRODUCED, COPIED OR USED AS THE BASIS FOR THE MANUFACTURE OR SALE OF APPARATUS WITHOUT WRITTEN PERMISSION.		DRAWN: <b>C. SMITH</b>	DATE: <b>03-30-07</b>
			CHECKED:	DATE:
<h1>NorComp</h1>		SCALE: <b>1:1</b>	SHEET <b>1</b> OF <b>1</b>	REV <b>6</b>
		DWG NO. <b>179-YYY-613R671</b>		

**RoHS COMPLIANT**