

## GNO Series



- Three-phase Motor Reversing solid-state relay
- Ratings of 25A and 50A per phase @ 48-530 VAC
- SCR output for heavy industrial loads
- DC control
- LED input status indicator
- UL508 Endurance Rating
- UL/CSA/TUV Approved, CE Compliant to EN60950-1

### PRODUCT SELECTION

| Control Voltage | 25A      | 50A      |
|-----------------|----------|----------|
| 4-32 VDC        | GN025DSR | GN050DSR |

### OUTPUT SPECIFICATIONS (1)

| Description  | 25A         | 50A         |
|--|-------------|-------------|
| Operating Voltage (47-63Hz) [Vrms]   | 48-530      | 48-530      |
| Maximum Load Current [Arms] (2)  | 25          | 50          |
| Transient Overvoltage [Vpk]  | 1100        | 1100        |
| Maximum Off-State Leakage Current @ Rated Voltage [mArms] (3)                  | 6           | 6           |
| Minimum Load Current [mArms]   | 0.1         | 0.1         |
| Maximum Surge Current 50/60 Hz (1 cycle) [Apk]                                 | 475 / 500   | 710 / 750   |
| 1 Second Surge Current 50/60 Hz [Apk]  | 100         | 150         |
| Maximum On-State Voltage Drop @ Rated Current [Vpk]                            | 1.35        | 1.35        |
| Maximum I <sup>2</sup> T for Fusing (50/60 Hz, 1/2 cycle) [A <sup>2</sup> sec] | 1130 / 1030 | 2520 / 2320 |
| Thermal Resistance Junction to Case (Rjc) [°C/W]                               | 0.26        | 0.25        |
| Minimum Off-State dv/dt @ Maximum Rated Voltage [V/μsec] (4)                   | 500         | 500         |
| HP Ratings at 120V / FLC [Arms]  | 0.75 / 6.4  | 1.5 / 12    |
| HP Ratings at 240V / FLC [Arms]  | 1 / 4.2     | 3 / 9.6     |
| HP Ratings at 480V / FLC [Arms]  | 3 / 4.8     | 7.5 / 11    |
| HP Ratings at 600V / FLC [Arms]  | 5 / 6.1     | 10 / 11     |

### INPUT SPECIFICATIONS (1)

| Description                          | Parameters        |
|--------------------------------------|-------------------|
| Control Voltage Range                | 4.0-32 VDC        |
| Minimum Turn-On Voltage              | 4.0 VDC           |
| Must Turn-Off Voltage                | 1.0 VDC           |
| Maximum input current                | 35 mA             |
| Minimum input current (for on-state) | 23 mA             |
| Input Resistance                     | Current Regulated |
| Turn-On Time [msec]                  | 150               |
| Turn-Off Time [msec]                 | 8.33              |
| Interlocking Time [msec]             | 100               |

**GENERAL SPECIFICATIONS**

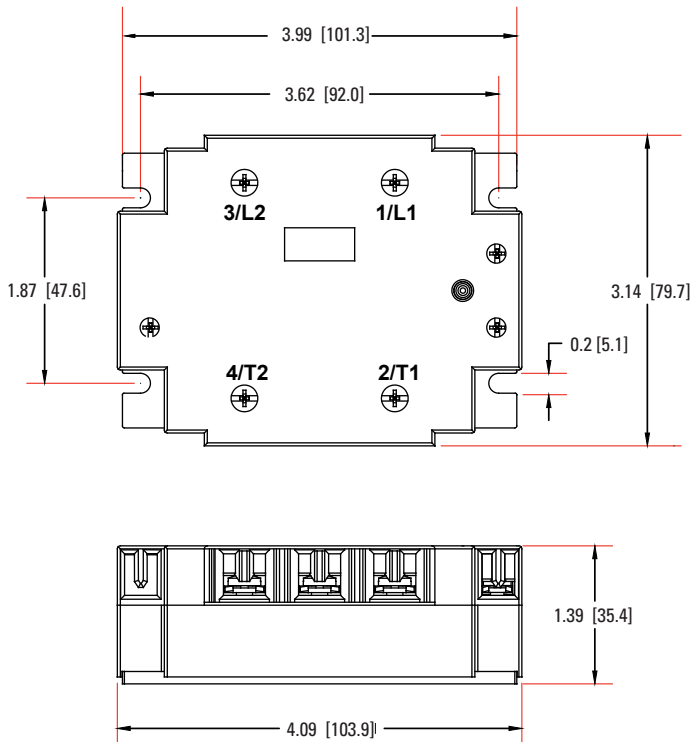
| Description                                   | Parameters                   |
|---|------------------------------|
| Input to output isolation                     | 4000 Vrms                    |
| Input/Output to ground isolation              | 2500 Vrms                    |
| Maximum Capacitance, Input/Output             | 8 pF                         |
| Ambient Operating Temperature Range           | -40°C to 80°C                |
| Ambient Storage Temperature Range             | -40°C to 100°C               |
| Weight (typical)                              | 13.1 oz (370 g)              |
| Housing Material                              | UL 94V0 (self extinguishing) |
| Input Terminal Screw Torque Range [in-lb/Nm]  | 16.8/1.9                     |
| Output Terminal Screw Torque Range [in-lb/Nm] | 21.2/2.4                     |

**GENERAL NOTES**

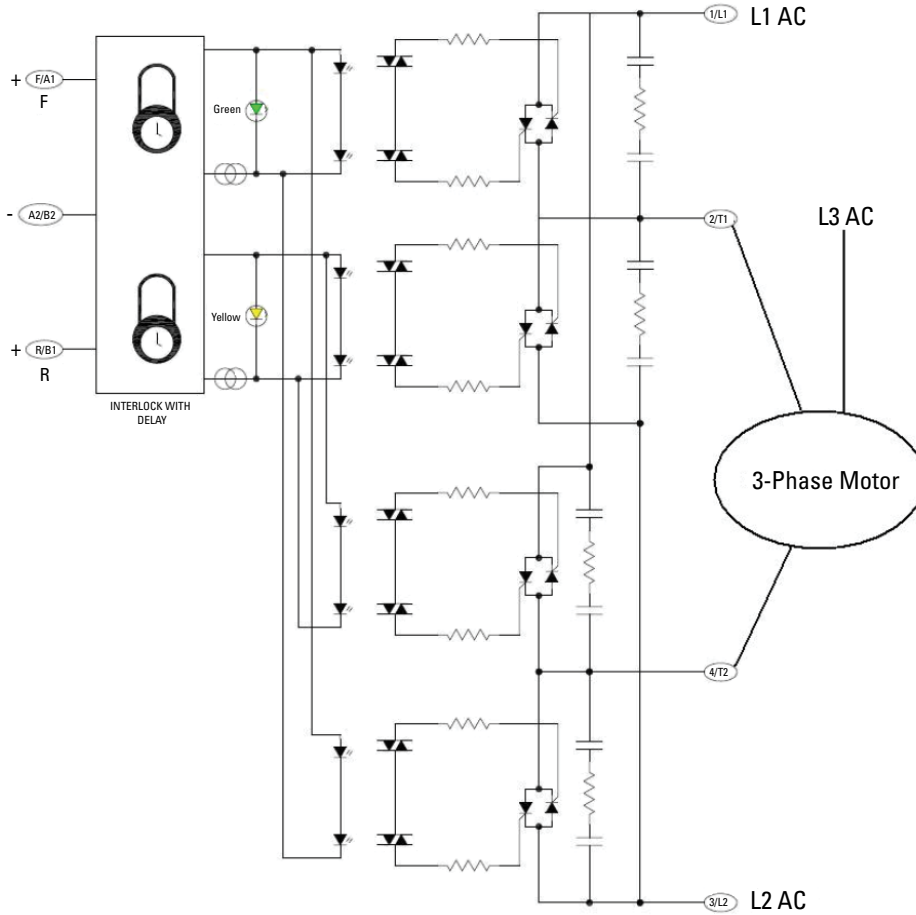
- 1) All parameters at 25°C unless otherwise specified.
- 2) When mounted to the proper size heat sink (see derating curves)
- 3) Measured between 1/L1 and 2/T1 or 3/L2 and 4/T2
- 4) Off-State dv/dt test method per EIA/NARM standard RS-443, paragraph 13.11.1

**MECHANICAL SPECIFICATIONS**

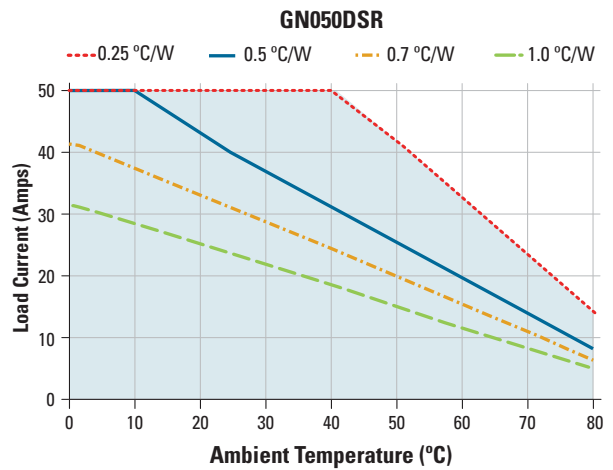
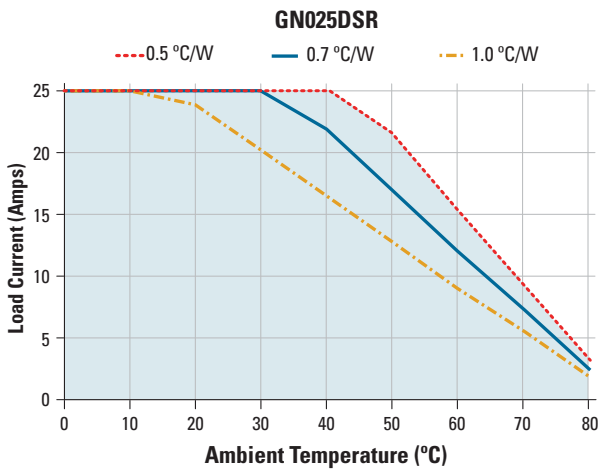
Tolerances: ±0.02 in / 0.5 mm  
 All dimensions are in: inches [millimeters]



**EQUIVALENT CIRCUIT BLOCK DIAGRAM**



**THERMAL DERATE INFORMATION**



Heat Sink part numbers corresponding to °C/W ratings above: 1.0 °C/W = HS103 0.5, °C/W = HS053 All others consult factory

**AGENCY APPROVALS**

Designed in accordance with the requirements of IEC 62314

EN60950-1: Meets the requirements of sections 1.5: 1.7: 2.9: 2.10.5.3: 4.2: 4.5: 4.7:

IEC 62314

IEC 60068-2-6 35mm / 10-55Hz

IEC 60068-2-27 15G / 11ms

IEC 1000-4-2: Electrostatic Discharge - Level 3

IEC 1000-4-3: Radiated Electromagnetic Noise - Level 3

IEC 1000-4-4: Electrically Fast Transients - Level 3

IEC 1000-4-5: Electrical Surges - Level 3

IEC 1000-4-6: Conducted Electromagnetic Noise - Level 3

CISPIR 11- Class A: Allowable Levels of Conducted and Radiated Noise for industrial Environments



Rev. 082416

**⚠ DANGER / PELIGRO / DANGER /GEFAHR / PERICOLO / 危險**

|  |  |   |  |  |   |
|--|--|---|--|--|---|
| <p><b>HAZARD OF ELECTRIC SHOCK, EXPLOSION, OR ARC FLASH.</b></p> <ul style="list-style-type: none"> <li>• Disconnect all power before installing or working with this equipment.</li> <li>• Verify all connections and replace all covers before turning on power.</li> </ul> <p><b>Failure to follow these instructions will result in death or serious injury.</b></p> | <p><b>RIESGO DE DESCARGA ELECTRICA O EXPLOSION.</b></p> <ul style="list-style-type: none"> <li>• Desconectar todos los suministros de energia a este equipo antes de trabajar con este equipo.</li> <li>• Verificar todas las conexiones y colocar todas las tapas antes de energizar el equipo.</li> </ul> <p><b>El incumplimiento de estas instrucciones puede provocar la muerte o lesiones serias.</b></p> | <p><b>RISQUE DE DESCARGE ELECTRIQUE OU EXPLOSION</b></p> <ul style="list-style-type: none"> <li>• Eteindre toutes les sources d'énergie de cet appareil avant de travailler dessus de cet appareil</li> <li>• Vérifier tous connections, et remettre tous couverts en place avant de mettre sous</li> </ul> <p><b>De non-suivi de ces instructions provoquera la mort ou des lésions sérieuses.</b></p> | <p><b>GEFAHR EINES ELEKTRISCHE N SCHLAGES ODER EINER EXPLOSION.</b></p> <ul style="list-style-type: none"> <li>• Stellen Sie jeglichen Strom ab, der dieses Gerät versorgt, bevor Sie an dem Gerät Arbeiten durchführen</li> <li>• Vor dem Drehen auf Energie alle Anschlüsse überprüfen und alle Abdeckungen ersetzen.</li> </ul> <p><b>Unterlassung dieser Anweisungen können zum Tode oder zu schweren Verletzungen führen.</b></p> | <p><b>RISCHIO DI SCOSSA ELETTRICA O DELL'ESPLOSIONE.</b></p> <ul style="list-style-type: none"> <li>• Spenga tutta l'alimentazione che fornisce questa apparecchiatura prima di lavorare a questa apparecchiatura</li> <li>• Verificare tutti i collegamenti e sostituire tutte le coperture prima dell'accensione</li> </ul> <p><b>L'omissione di queste istruzioni provocherà la morte o lesioni serie</b></p> | <p><b>存在电击、爆炸或电弧闪烁危险</b></p> <ul style="list-style-type: none"> <li>• 在操作此设备之前请先关闭电源。</li> </ul> <p><b>若不遵守这些说明,可能会导致严重的人身伤害甚至死亡。</b></p> |
|--|--|---|--|--|---|

**⚠ WARNING / AVERTISSEMENT / WARNUNG /ADVERTENCIA / AVVERTENZA / 警告**

|  |  |  |
|--|--|--|
| <p><b>RISK OF MATERIAL DAMAGE AND HOT ENCLOSURE</b></p> <ul style="list-style-type: none"> <li>• The product's side panels may be hot, allow the product to cool before touching.</li> <li>• Follow proper mounting instructions including torque values.</li> <li>• Do not allow liquids or foreign objects to enter this product.</li> </ul> <p><b>Failure to follow these instructions can result in serious injury, or equipment damage.</b></p>   | <p><b>RISQUE DE DOMMAGE MATERIEL ET DE SURCHAUFFE DU BOITIER</b></p> <ul style="list-style-type: none"> <li>• Les panneaux latéraux du produit peuvent être chauds. Laisser le produit refroidir avant de le toucher.</li> <li>• Respecter les consignes de montage, et notamment les couples de serrage.</li> <li>• Ne pas laisser pénétrer de liquide ni de corps étrangers à l'intérieur du produit.</li> </ul> <p><b>Le non-respect de cette directive peut entraîner, des lésions corporelles graves ou des dommages matériels.</b></p> | <p><b>GEFAHR VON MATERIALSCHÄDEN UND GEHÄUSEERHITZUNG</b></p> <ul style="list-style-type: none"> <li>• Die Seitenwände können heiß sein. Lassen Sie das Produkt abkühlen, bevor Sie es berühren.</li> <li>• Beachten Sie die Montageanweisungen,</li> <li>• Führen Sie keine Flüssigkeiten oder Fremdkörper in das Produkt ein.</li> </ul> <p><b>Die Nichtbeachtung dieser Anweisung kann Körperverletzung oder Materialschäden zur Folge haben.</b></p> |
| <p><b>RIESGO DE DAÑOS MATERIALES Y DE SOBRECALENTAMIENTO DE LA UNIDAD</b></p> <ul style="list-style-type: none"> <li>• Los paneles laterales del producto pueden estar calientes. Esperar que el producto se enfríe antes de tocarlo.</li> <li>• Respetar las instrucciones de montaje, y en particular los pares de apretado.</li> <li>• No dejar que penetren líquidos o cuerpos extraños en el producto.</li> </ul> <p><b>Si no se respetan estas precauciones pueden producirse graves lesiones, daños materiales.</b></p> | <p><b>RISCHIO DI DANNI MATERIALI E D'INVOLUCRO CALDO</b></p> <ul style="list-style-type: none"> <li>• I pannelli laterali dell'apparecchio possono scottare; lasciar quindi raffreddare il prodotto prima di toccarlo.</li> <li>• Seguire le istruzioni di montaggio corrette.</li> <li>• Non far entrare liquidi o oggetti estranei in questo apparecchio.</li> </ul> <p><b>La mancata osservanza di questa precauzione può causare gravi rischi per l'incolumità personale o danni alle apparecchiature.</b></p>                           | <p><b>材料损坏和高温外壳的危险性</b></p> <ul style="list-style-type: none"> <li>• 产品的一侧面板可能很热, 在其冷却前请不要触碰。</li> <li>• 遵照正确的安装说明, 包括扭矩值。</li> <li>• 请勿让液体及其他异物进入本产品。</li> </ul> <p><b>如不能正确执行这些操作说明, 极有可能造成严重人体伤害或者设备的损坏。</b></p>  |

**ANNEX - ENVIROMENTAL INFORMATION**

The environmental information disclosed in this annex including the EIP Pollution logo are in compliance with People’s Republic of China Electronic Industry Standard SJ/T11364 – 2006, Marking for Control of Pollution Caused by Electronic Information Products.

| Part Name         | Toxic or hazardous Substance and Elements |              |              |                               |                                |                                       |
|-------------------|---|--------------|--------------|-------------------------------|--------------------------------|---------------------------------------|
|                   | Lead (Pb)                                 | Mercury (Hg) | Cadmium (Cd) | Hexavalent Chromium (Cr (VI)) | Polybrominated biphenyls (PBB) | Polybrominated diphenyl ethers (PBDE) |
| Semiconductor die | X   | O            | O            | O                             | O                              | O                                     |
| Solder            | X   | O            | O            | O                             | O                              | O                                     |

附件 – 环保信息

此附件所标示的包括电子信息产品污染图标的环保信息符合中华人民共和国电子行业标准 SJ/T 11364 - 2006, 电子信息产品污染控制标识要求。

| 部件名称  | 有毒有害物质或元素 |        |        |               |            |              |
|-------|-----------|--------|--------|---------------|------------|--------------|
|       | 铅 (Pb)    | 汞 (Hg) | 镉 (Cd) | 六价铬 (Cr (VI)) | 多溴联苯 (PBB) | 多溴二苯醚 (PBDE) |
| 半导体芯片 | X         | O      | O      | O             | O          | O            |
| 焊接点   | X         | O      | O      | O             | O          | O            |

